

## ANAEROBIC DIGESTION OF UNTREATED MANURE: ENVIRONMENTAL RISK ASSESSMENT OF RESULTANT DIGESTATES



ISSN: 2141 – 3290  
[www.wojast.org](http://www.wojast.org)

NDUBUISI-NNAJI, U.U.<sup>1,2</sup>, OFON, U.A.<sup>1</sup>, ASIRA, A.E.<sup>1</sup>, DICKSON, N.J.<sup>1</sup>  
AND BENSON, E.E.<sup>1</sup>



<sup>1</sup>Department of Microbiology, University of Uyo, P. M. B. 1017 Uyo, Nigeria

<sup>2</sup>International center for energy and environmental sustainability research

\*Corresponding author: [uduaknma@gmail.com](mailto:uduaknma@gmail.com)

### ABSTRACT

Anaerobic digestion (AD) of poultry and goat manure was performed to estimate the biochemical methane potential (BMP) and biosafety of the digestates using standard analytical and microbiological methods. The effects of residence time (RT) on BMP, process performance indicators, potential pathogens and indicator bacteria reduction as well as heavy metals concentrations were determined. The experiment was performed in a semi-batch mode at mesophilic temperature of  $30 \pm 0.2^\circ\text{C}$  using 20 L prototype biodigesters over 45 days RT. The cumulative biogas yield from goat manure (31,703 ml/gVS) was > yield from poultry manure (30,275 ml/gVS). The process performance indicators after digestion revealed a minimal variation in pH (6.0 to 7.5) with notable reduction in total solids (55.0% in goat manure >50.6% in poultry manure) and volatile solid (56.1% in goat manure > 44.2% in poultry manure). Besides methanogens (*Methanothrix*, *Methanobacterium* and *Methanosarcina* species), *Bacillus* (100%) and *Clostridium* (87.5%) species were the most predominant bacterial genera. Sanitary assessment revealed a significant reduction ( $p < 0.05$ ) of indicator and potentially pathogenic bacteria at residence time  $\geq 30$  days. At 45 days RT, faecal coliform, *Staphylococcus* and *Vibrio* species were undetected in both poultry and goat manure digestates, while total coliforms (3.6 log CFU/ml) and *Salmonella* count (3.2 log CFU/ml) in poultry manure digestate were above tolerable limit. A negligible amount ( $p < 0.05$ ) of heavy metals was observed with higher zinc and copper concentrations in poultry and goat manure respectively. Extension of residence time and/or further treatment is critical to ensure digestate meets the United States EPA/EU permissible limit of 3.0 log CFU/ml before farmland application

**KEYWORDS:** Anaerobic digestion, livestock manure, digestate, biosafety, BMP.

### INTRODUCTION

Along with the intensive development of domestic animal husbandry, livestock manure production has increased dramatically. It has been recognized that wastes generated from livestock production has great potential for environmental degradation (Coelho *et al.*, 2018) and where untreated or not properly managed, livestock manure becomes a potential source of hazard to the environment and public health (Albuquerque *et al.*, 2012; Qi *et al.*, 2018). In Akwa Ibom State and many parts of Nigeria, livestock manure particularly poultry and goat manure are usually applied in its raw or untreated form as biofertilizers for the cultivation of fluted pumpkin, cucumber, garden egg and many other crops (Ndubuisi-Nnaji *et al.*, 2022). However, little attention has been given to the chemical and microbiological quality status of these manures. While livestock manure serves as sources of emission of the greenhouse gases, manure-based methane contributes about 4% of all anthropogenic methane sources (Kafle and Chen, 2016). Again, large volume of gases, organic material, bacteria and other substances generated during livestock activities poses a biosafety risk in the ecosystems (Mathias, 2014).

Anaerobic digestion (AD) provides a promising route for treating organic wastes such as agricultural and livestock wastes with cogeneration of a renewable energy (biogas) source and enriched organic remains in the digester with biofertilizer potential (Ndubuisi-Nnaji *et al.*, 2022; Ndubuisi-Nnaji *et al.*, 2021; Qi *et al.*, 2019 and Shah *et al.*, 2015). However, after AD, the existence and high concentrations of indicator bacteria, potential pathogens, heavy metals etc in anaerobic digestates have been reported

by researchers (Ndubuisi-Nnaji *et al.*, 2020a; Qi *et al.*, 2018, Resende *et al.*, 2014; Thomas *et al.*, 2019). The high cost, nitrate pollution and loss of soil carbon stemming from intensive soil fertilization with inorganic mineral fertilizers has generated tremendous interest in the search for organic fertilizers including anaerobic digestates creating biosafety risk which could pose a threat to the environment and human health. Hence the assessment of livestock manure digestates for bacterial indicators, pathogens and heavy metals to ensure their safety when used as soil conditioner/amendment cannot be overemphasized. Livestock manure has served as an excellent feedstock for anaerobic digestion because of its high total nitrogen content, fermentation stability and insensitivity to acidification during the fermentation (Zhang *et al.*, 2013). Alfa *et al.* (2014) and Anjum *et al.* (2016) reported that livestock manure contains many pathogenic and non-pathogenic bacteria such as *Pseudomonas*, *Klebsiella*, *Salmonella*, *Bacillus*, *Shigella*, *Clostridium* and other microorganism which may survive AD processes and persist in digestate. Since heavy metals are generally used as feed additives to promote livestock growth, and their contents is found to be increasing in livestock manure which is used as feedstock for anaerobic digestion (Zhu and Guo, 2014), the heavy metal contents in the digestate should be considered when applied to soils as spectroscopic techniques have recently demonstrated that anaerobic digestates inherits the chemical attributes of the feedstock from which they are produced (Bonetta, *et al.*, 2014; Tambone *et al.*, 2017; Coelho *et al.*, 2018). Inappropriate storage or application of anaerobic digestates can lead to gaseous nitrogen emission (ammonia and nitrous oxide) and/or nutrient leaching and runoff into surface and ground waters (Nkoa, 2014).

According to Kucharczak *et al.* (2010), toxic compounds in waste that are used as organic fertilizers can be assimilated by plants and accumulated in harmful concentrations. This study evaluated the biomethane potential of untreated chicken and goat manure during AD as well as examined the environmental risk/profile and hygienic status of the resultant digestate in terms indicator bacteria and potentially toxic metals.

## MATERIALS AND METHODS

### Sample Sources and Collection

Fresh and untreated poultry manure was obtained from a commercial farm: Vika farms limited, located at Mbak Etoi, Uyo and goat manure sample was sourced from a loafing shed located in a farm outbuilding (barn) in Ikot Ukot Anang, Ukanafun, L.G.A, both in Akwa Ibom State, Nigeria. The manure samples were collected into sterile containers and transported to the Laboratory. All samples were stored at 4 °C before further processing.

### Experimental Design and Anaerobic Digestion Assay

The experiment was conducted by wet anaerobic digestion in a semi-continuous system. A slightly modified method of Tayyab *et al.* (2019) was adopted in this paper. The reactors were fed at a feedstock/inoculum ratio of 1:1 based on volatile solids. Detailed experimental setup and reactor design have been described elsewhere (Ndubuisi-Nnaji *et al.*, 2022). The experiment was operated for a duration of 45 days and digesters kept at mesophilic temperature (28 ± 2°C). The reactors were stirred daily to enable efficient waste mixing and sludge stabilization. To determine the effect of residence time (RT) on pathogen reduction, digestate effluent was sampled at 15 days interval respectively for microbiological and potentially toxic metal (PTM) analyses. The volume of biogas produced daily accumulated in the reactor headspace and the biochemical methane potential (BMP) was determined daily via downward liquid displacement technique using 2 % lime water solution.

### Analytical Methods

Influent slurry pH was measured at zero (0) residence time, and the digestates at 15-, 30- and 45-days interval using a functional pH meter (HI 98107 pHep). The available total solids (%) in the substrates was determined as per standard methods for the examination of water and waste water (APHA, 2005). The concentrations of potentially toxic metals (Mn, Zn, Cu, and Ni) were determined as described by Dong and Liu (2013). After digestion of dried samples in HNO<sub>3</sub>/HClO<sub>4</sub> (2: 1v/v) at 180°C, samples were filtered with 0.45 mm filter and heavy metals concentrations were measured using inductively coupled plasma – optical emission spectrometer (ICP – OES, Perkin Elmer Inc. USA).

### Microbiological and Biosafety Risk Assessment

The sanitary quality and microbial profile of livestock manure was assessed by standard plate count. The plates were incubated aerobically for the isolation of heterotrophic bacteria and putative pathogens while anaerobic bacterial count was obtained from cultures in anaerobic jar containing the gaspak and indicator strip for 24-48 hours at 37 °C. The experiment was performed in duplicates and distinct colonies were counted and recorded as CFU/ml. For the

detection and enumeration of indicator bacteria and potential pathogens, the pour plate method was performed using selective, and differential media. Eosine methylene blue (EMB) for faecal coliform (*Escherichia coli*), *Salmonella Shigella* agar (SSA) for *Salmonella* and *Shigella*, MacConkey agar for coliforms, Manitol salt agar (MSA) for *Staphylococcus* and thiosulfate-citrate-bile salt (TCBS) agar for *Vibrio* species. Typical colonies after incubation were counted and recorded as CFU/ml. Morphological, biochemical and presumptive identification of isolates was done according to Cheesbrough (2006) and Brenner *et al.* (2005). Low phosphate basal medium (LPBM) enriched with some catabolic substrates and organic growth factors was used for the isolation and characterization of methanogens as described by Zeikus (1977).

### Data Analysis

All data were obtained from duplicate experiments and reported as mean values ± standard deviation. Confidence interval was fixed at 95% probability level where  $p \leq 0.05$  was designated significant.

## RESULTS AND DISCUSSION

### Biomethane Potential of Poultry and Goat Manure

The daily and cumulative biogas yield of both poultry and goat manure during anaerobic digestion was investigated and results shown in Figures 1 and 2. The biomethane potential efficiency was significantly higher in goat manure than in poultry manure ( $p < 0.05$ ). The minimum biogas yield for both poultry and goat manure recorded at the start of the experiment (day 1) was 280 and 75 mL/gVS.d respectively while the maximum yield for poultry manure recorded on day 23 was 1500 mL/gVS.d, that of goat manure was recorded on day 45 was 2450mL/gVS.d. in terms of cumulative biogas yield, our results indicated that goat manure produced sustained biogas that was 1.05 times more than poultry manure. This report corresponds with the result of Hanafiah *et al.* (2017) that goat manure produced 1.08 times more biogas than poultry manure while contradicting the report of Kafle *et al.* (2016) where poultry manure produced 1.62 times more biogas than goat manure while comparing batch anaerobic digestion of five different livestock wastes. As stated by Kigozi *et al.* (2014) and Kafle *et al.* (2016), the variation in quality and quantity of biogas may be ascribed to the nature and composition of feedstock.

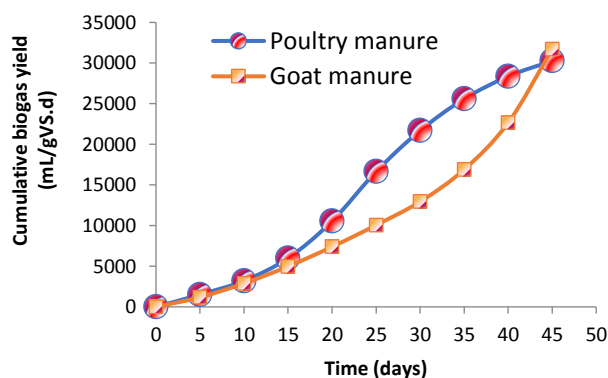


Figure 1: Daily biogas yield from AD of livestock manure

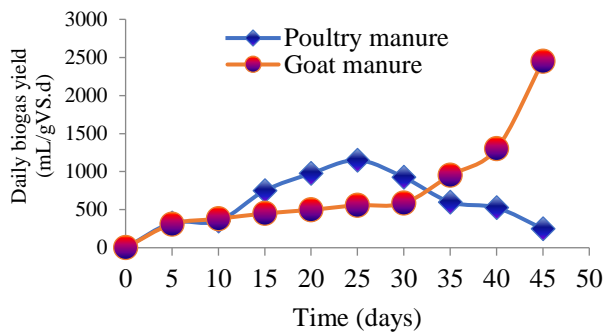


Figure 2: Cumulative biogas yield from AD of livestock manure

### Performance Indicators during AD of Livestock Manure

The results presented in Table 1 indicates that the pH, volatile solids (VS) and total solids (TS) concentrations of goat manure were significantly higher ( $p < 0.05$ ) than poultry manure. However, the pH values in both goat and poultry manure digestate were not significantly different ( $p > 0.05$ )

although it reduced minimally from 7.4 to 6.0 in poultry manure and 7.5 to 6.8 in goat manure thus contributing to the continuous biogas production from both digesters. Other researchers (Mao *et al.*, 2015 and Khalid *et al.*, 2011) had observed that the optimal pH for methanogenesis during anaerobic digestion ranged between 6.5 and 7.5 which was consistent with this study. The buildup of volatile fatty acids (VFAs) which is inimical to the AD process could be responsible for the drop in pH and subsequent biogas yield. The pH of goat manure was optimum for the continuous biogas production even at day 45day. It is worthy to note that pH is a critical factor during anaerobic digestion as fluxes in pH could negatively affect the microbial group present in the digester. At the end of digestion, a significant reduction ( $p < 0.05$ ) in total and volatile solids was recorded in poultry (TS = 50.6, VS = 56 %) and goat manure (TS = 55, VS = 44.2 %). This may have been responsible for the low volume of biogas noted at the beginning of the goat manure digestion as volatile solids consumption results to a corresponding increase in biogas production.

Table 1: Process parameters during AD of poultry and goat manure

Substrate (livestock manure)	Process parameters	Days			
		0	15	30	45
Poultry manure	pH	7.5±0.4	7.3±0.6	7.1±0.3	6.8±0.5
	VS (%)	64.2±0.6	52.6±0.4	40.8±0.8	28.2±0.6
	TS (%)	81.6±0.5	72.5±0.2	66.4±0.5	40.3±0.8
Goat manure	pH	7.4±0.2	7.2±0.4	7.0±0.1	6.0±0.2
	VS (%)	47.5±0.7	40.4±0.5	34.4±0.3	26.5±0.1
	TS (%)	67.8±0.2	60.7±0.6	56.5±0.4	30.5±0.1

Key: VS = volatile solids; TS = total solids

The total solids contents obtained in the study were generally considered appropriate for dry AD at high solid content (Motte *et al.*, 2013). Comparable degradation in the TS and VS contents during anaerobic digestion have been documented in previous literature (Ndubuisi-Nnaji *et al.*, 2021, Ndubuisi-Nnaji *et al.*, 2020b, Lu, *et al.*, 2016; Qi *et al.*, 2018; Panjicko *et al.*, 2015).

### Hygienic status and Microbial (Safety) Profile during AD of Manure

An overall decrease in microbial load profile was observed for all bacterial groups in both poultry and goat manure digestate (Figures 3a and b). *Vibrio* sp were eliminated before day 30 of anaerobic treatment of both poultry and goat manure while total coliforms, faecal coliform, *Salmonella Shigella* and *Staphylococcus* sp were not detected at the end of the digestion of goat manure (45 days). This manifest reduction ( $p < 0.05$ ) ranged between 1.63 – 4.4 log CFU/ml in goat manure, agreeing with the report of Cote *et al.*, (2006) who recorded 1.62 – 4.23 log CFU/ml in population of indicator bacteria while studying efficiency of pig slurries AD.

(EU No. 1069 / 2009). In goat manure digestate effluent, indicator bacteria (coliforms and faecal coliform) were entirely eliminated at termination of digestion whereas in poultry manure digestate, total coliforms (3.6 log CFU/ml) and *Salmonella* sp (3.2 log CFU/ml) with and respectively was recorded after digestion. The figures are slightly above the European Unit permissible limit of 3.0 log CFU/ml for land application of digestate in agriculture (McCarthy *et al.*, 2003). Earlier report by Alfa *et al.* (2014) corroborates our findings. The authors reported the total removal of *Escherichia coli* and *Shigella* spp after anaerobic digestion while species of *Salmonella* and *Klebsiella* persisted in the digester. Analogous results of pathogen detection, persistence, survival and elevated level of Enterobacteriaceae in digestate effluent even after a residence period of 60 days have been documented elsewhere (Bonetta, *et al.*, 2014; Coelho *et al.*, 2018; Qi *et al.*, 2018 and Resende *et al.*, 2014). So, the practice of using untreated manure and/or ineffectively treated digestates poses greater risk to the environment (humans, air, soil, water and animals). Post AD hygienization will guarantee digestate safety and can be obtained at elevated temperature over an extended period (Astals *et al.*, 2012).

European Union (EU) limit for indicator bacteria in manure-based product according to Animal by-product regulation

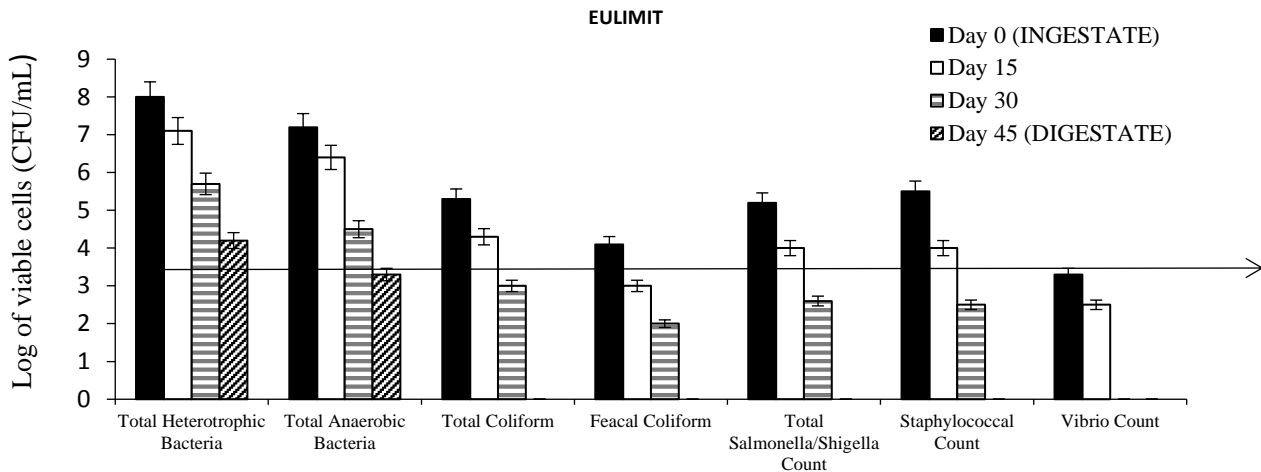


Figure 3a Microbial count of goat manure during AD

European Union (EU) limit for indicator bacteria in manure-based product according to Animal by-product regulation (EU No. 1069 / 2009)

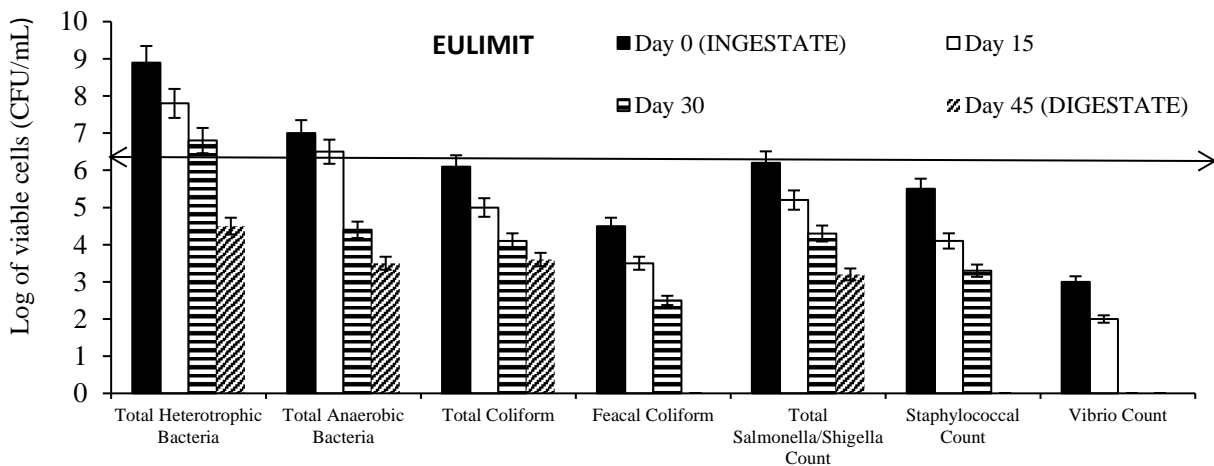


Figure 3b Microbial Count of Poultry Manure during AD

The microbial reduction rate basically rests on the bacterial type and its initial feedstock concentration. For instance, in the study, there was no significant reduction in initial and final heterotrophic and anaerobic bacteria concentration. Difficult-to-destroy endospore-forming mesophiles and strict anaerobes and during AD treatment process were also detected in this study. With *Clostridium* (16%) and *Bacillus* (14%) being the most predominant in goat and poultry manure respectively (Figure 4), the microorganisms encountered in the study were members of Enterobacteriaceae, Clostridia, Bacillales, Vibrionales and methanogens. These organisms have been isolated and implicated with different stages of AD (Diego-Diaz *et al.*, 2018; Campanaro *et al.*, 2016).

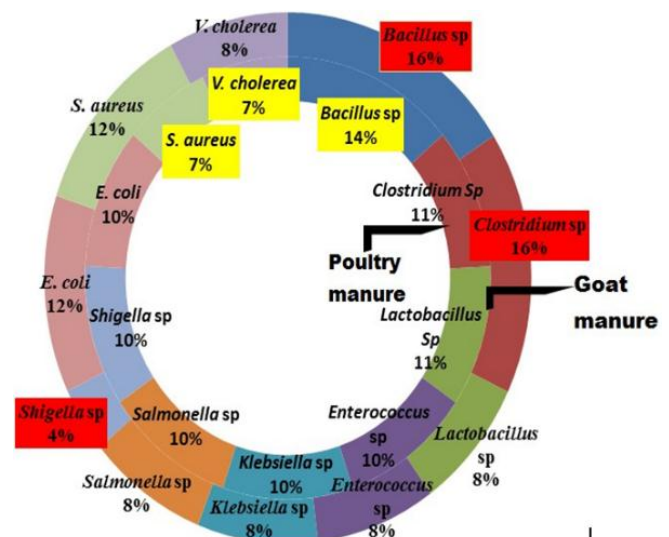


Figure 4 Percentage Occurrence of Microbial Isolates during Anaerobic Digestion

### Trace Metals Concentrations during AD of Manure

Examination of metals fractions in manure samples and anaerobic digestate can provide useful information required to forecast their bioavailability and toxicity potential for environmental contamination (Muhammad *et al.*, 2011). The concentration of potentially toxic metals (zinc, copper, nickel, mercury, cadmium and chromium) presented in table 2 were generally lower in the digestate than (undigested) raw feedstock although these differences was not statistically significant ( $p > 0.05$ ). Comparatively, zinc recorded the highest abundance in poultry manure digestates (41.5 mg/kg) while Copper (36.7 mg/kg) was the most abundant metal in goat manure. The high concentration of zinc in poultry digestate can be due to the fact that poultry (layers) at Vikas farm where the poultry manure sample was collected were fed with top poultry feed. High zinc concentration has been reported in top poultry feed (Okoye *et al.*, 2011). Again, corresponding increase in manure-based product is usually the result of initial metal concentration in poultry feed (Muhammad *et al.* 2011) However, zinc has been shown to enhance methane formation during AD (Bozym *et al.*, 2015). In contrast, copper (36.7 mg/kg) concentration was highest in goat manure digestates. The high concentration of copper in goat manure was also reported by Muhammad *et al.*, 2011. Source of copper in goat manure (feedstock) may be linked to those of goat feed/diet (leaves, nuts and seeds which the goats). It is pertinent to state that the concentration of all potentially toxic metals ions of both feedstock and digestate were within the recommended limits (WRAP, 2010) of publicly available specifications (PAS – 110). Besides its environmental risks on biota, trace concentrations of these metals can stimulate plant growth and development.

Table 2: Heavy metal concentration of feedstock and digestates

Metals	Concentrations (mg/kg)		PAS		PAS
	PM <sub>i</sub>	PM <sub>f</sub>	GM <sub>i</sub>	GM <sub>f</sub>	
Zinc	86.1	41.5	30.5	15.6	400
Copper	40.3	22.5	150.1	36.7	200
Nickel	20.5	15.1	15.8	8.5	50
Mercury	BDL	ND	BDL	ND	1.0
Cadmium	BDL	ND	BDL	ND	1.5
Chromium	20.5	8.5	BDL	ND	100

Key: PAS = Publicly acceptable specification; BDL = Below detection level; ND = Not determined; PM<sub>i</sub> = Initial concentration in poultry manure; GM<sub>i</sub> = Initial concentration in goat manure; PM<sub>f</sub> = Final concentration in poultry manure; GM<sub>f</sub> = Final concentration in goat manure.

### CONCLUSION

The biochemical methane potential (BMP) in goat manure was significantly higher than in poultry manure ( $p < 0.05$ ). The indicator bacteria and putative pathogens recorded in the feedstock gradually decreased towards complete elimination in the digestates from both manures. The complete destruction of indicator bacteria and potential pathogens in

goat manure digestates indicates its safety when used as a soil conditioner/amendment. However, the presence of total coliforms and *Salmonella* species in poultry manure digestate suggests it may pose an environmental risk and attendant public health implications if used as a biofertilizer without further treatment, as the interest in digestate (biofertilizer) for agriculture is reliant on compliance with quality standards.

### ACKNOWLEDGEMENT

The authors are grateful to Tertiary Education Trust Fund (TETFund) Institutional Based Research (IBR) Grant (2022-2023) awarded to Dr Uduak Ugonma Ndubuisi-Nnaji (Principal Investigator), Department of Microbiology, University of Uyo.

### REFERENCES

- Albuquerque, J. A., Fuente, C., Ferrer-Costa, A., Carrasco, L., Cegarra, J., Abad, M. and Bernal, M. P. (2012). Assessment of the fertiliser potential of digestates from farm and agroindustrial residues. *Biomass and Bioenergy*, 40: 181 - 189.
- Alfa, M. I., Adie, D. B., Igboro, S. B.,Oranusi, U. S., Dahunsi, S. O. and Alkali, D. M. (2014). Assessment of biofertilizer quality and health implications of anaerobic digestion effluent of cow dung and chicken droppings. *Renewable Energy*, 63: 681 – 686.
- Anjum, R., Grohmann, E. and Krakat, N. (2016). Anaerobic digestion of nitrogen rich poultry manure: Impact of thermophilic biogas process on metal release and microbial resistances, *Chemosphere*, 11: 132 - 142.
- APHA. (2005). *Standard Methods for Examination of Water and Waste Water*, 14<sup>th</sup>edn, New York: American Public Health Association, Inc., New York, pp. 203 – 206.
- Astals, S., Venegas, C., Peces, M., Jofre, J., Lucena, F. and Mata-Alvarez, J. (2012). Balancing Hygienization and anaerobic digestion of raw sewage sludge. *Water Research*, 46 (19): 6218 – 6227.
- Bonetta, S., Bonetta, S., Ferretti, E., Fezia, G., Gilli, G. and Carraro, E. (2014). Agricultural reuse of the digestate from anaerobic co-digestion of organic waste: microbiological contamination, metal hazards and fertilizing performance. *Water Air Pollution*, 225(2046): 1 – 11.
- Bozym, M., Florczak, I., Zdanowska, P., Wojdalski, J. and Klimkiewicz, M. (2015). An analysis of metal concentrations in food wastes for biogas production. *Journal of Renewable Energy*, 77: 467 – 472.
- Brenner, D. J., Noel, R. K. and Staley, J. T. (2005). *Bergey's Manual of Determinative Bacteriology*. 2<sup>nd</sup> ed., New York: Springer, 304p.
- Campanaro, S., Treu, L., Kougiass, P. G., De Francisci, D., Valle, G. and Angellidaki, I. (2016). Metagenomic analysis and functional characterization of the biogas microbiome using high throughput shotgun sequencing and a novel binning strategy. *Biotechnology for Biofuels*, 9 (26): 1 – 17.
- Cheesbrough, M. (2006). *District Laboratory Practice in Tropical Countries Part 2*. UK: Cambridge University Press, pp, 40 – 70.

- Coelho, J. J., Prieto, M. L., Dowling, S., Hennessy, A., Casey, I., Woodcock, T. and Kennedy, N. (2018). Physical-chemical traits, phytotoxicity and pathogen detection in liquid anaerobic digestates. *Waste Management*, 78: 8 - 15.
- Cote, C., Masse, D. I. and Quessy, S. (2006). Reduction of indicator and pathogenic microorganisms by psychrophilic anaerobic digestion in swine slurries. *Bioresource Technology*, 97: 686 – 691.
- Dong, B. and Liu, X. (2013). Changes of heavy metal speciation during high-solid anaerobic digestion of sewage sludge. *Journal of Bioresource Technology*, 131: 152 – 158.
- de Diego-Díaz, B., Fernández-Rodríguez, J., Vitas, A. I. and Peñas, F. J. (2018). Biomethanization of solid wastes from the alcoholic beverage industry: Malt and sloe. Kinetic and microbiological analysis. *Chemical Engineering Journal*, 334: 650-656.
- Hanafiah, M. M., Mohamed Ali, M. Y., Abdulaziz, N. I. H., Ashraf, M. A., Halim, A. A., Lee, K. E. and Idris, M. (2017). Biogas production from goat and chicken manure in Malaysia. *Applied Ecology and Environmental Research*, 15(3): 529 – 535.
- Kafle, G. and Chen, L. (2016). Comparison of batch anaerobic digestion of five different livestock manures and prediction of biochemical methane potential (BMP) using five different statistical models. *Journal of Environmental Waste Management*, 48: 492 – 502.
- Kigozi, R., Muzenda, E. and Aboyade, A. O. (2014). Biogas technology: current trends, opportunities and challenges. In: *Proceedings of the 6th International Conference on Green Technology, Renewable Energy and Environmental Engineering*, pp. 207 – 213.
- Khalid, A., Arshad, M., Anjum, M., Mahmood, T. and Dawson, L. (2011). The anaerobic digestion of solid organic waste. *Waste Management*, 31(8): 1737 – 1744.
- Kucharczak, E. and Moryl, A. (2010). Contents of metals in cultivated plants in Zgorzeoecbogatynia region. *Journal of Environment and Natural Resources*, 30: 99 – 104.
- Lu, Q., Yi, J. and Yang, D. (2016). Comparative analysis of performance and microbial characteristics between high-solid and low-solid anaerobic digestion of sewage sludge under mesophilic conditions. *Journal of Microbiology and Biotechnology*, 26(1): 110 – 119.
- Mao, C., Feng, Y., Wang, X. and Ren, G. (2015). Review on research achievements of biogas from anaerobic digestion. *Renewable and Sustainable Energy*, 45: 13 – 100.
- Mathias, C. M. (2014). Livestock waste management from anaerobic digestion, opportunities and challenges from Brazil. *International Food and Agribusiness Management Review*, 17: (4): 87 - 110.
- McCarthy, G., Lawlor, P. G., Gutierrez, M., & Gardiner, G. E. (2013). Assessing the biosafety risks of pig manure for use as a feedstock for composting. *Science of the Total Environment*, 463: 712-719.
- Motte, J. C., Trably, E., Escudie, R., Hamelin, J., Steyer, J. P., Bernet, N., Delgenes, J. P. and Dumas, C. (2013). Total solids content: a key parameter of metabolic pathways in dry anaerobic digestion. *Biotechnology for Biofuels* 6(164): 1 – 9.
- Mortola, N., Romaniuk, R., Cosentino, V., Eiza, M., Carfagno, P., Rizzo, P., Bress, P., Riera, N., Roba, M., Butt, M., Sainz, D. and Brutti, L. (2019). Potential use of poultry manure digestate as a biofertilizer: Evaluation of soil properties and *Latuca sativa* growth, *Pedosphere*, 29(1): 60 – 69.
- Muhammad, I., Amir, H., Malik, S., Sumara, M. and Muhammad, A. (2011). Characterization of heavy metals in livestock manures. *Environment Research Studies*, 22: (4)1257 – 1262.
- Ndubuisi-Nnaji, U. U., Ofon, U. A., Okon, M. U., Ekong, A. N. and Benson, E. E (2022). Detection of virulence determinants and antibiogram of bacteria isolated from semi-batch digesters treating animal manure. *Nigerian Journal of Microbiology*, 36(1): 6013 – 6023
- Ndubuisi-Nnaji, U. U., Ofon, U. A. and Offiong, N. A. O. (2021). Anaerobic co-digestion of spent coconut copra with cow urine for enhanced biogas production. *Waste Management and Research*, 39(4): 594-600.
- Ndubuisi-Nnaji, U. U., Ofon, U. A., Ekponne, N. I. and Offiong, N. O. (2020a). Improved biofertilizer properties of digestate from codigestion of brewers spent grain and palm oil mill effluent by manure supplementation. *Sustainable Environment Research*, 30(1): 1-11.
- Ndubuisi-Nnaji, U. U., Ofon, U. A., Asamudo, N. U. and Ekong, V. M. (2020b). Enhanced biogas and biofertilizer production from anaerobic codigestion of harvest residues and goat manure. *Journal of Scientific Research and Reports*, 26(3): 1 - 13.
- Ndubuisi-Nnaji, U. U., Ofon, U. A. and George, Q. S. (2018). Bacterial survivors of agrowastes anaerobiosis: their hemolytic activity and antibiotic susceptibility patterns. *World Journal of Applied Science and Technology*, 10 (1): 86 – 90.
- Nkoa, R. (2014). Agricultural benefits and environmental risks of soil fertilization with anaerobic digestates: A review. *Agronomy for Sustainable Development*, 34(2): 473 - 492.
- Panjicko, M., Zupanec, G. D. and Zelic, B. (2015). Anaerobic biodegradation of raw and pretreated brewery spent grain utilizing solid anaerobic digestion. *Acta Chimica Slovenica*, 62: 818 – 827.
- Qi, G., Pan, Z., Sugawa, Y., Andriamanohiarisoamanana, F. J., Yamashiro, T., Iwasaki, T. M. Kawamoto, K., Ihara, I. and Umetsu, K. (2018). Comparative fertilizer properties of digestates from mesophilic and thermophilic anaerobic digestion of dairy manure: focusing on plant growth promoting bacteria (PGPB) and environmental risk. *Journal of Material Cycles and Waste Management*, 20(3): 1448 – 1457.
- Qi, G., Pan, Z., Yamamoto, Y., Andriamanohiarisoamanana, F. J., Yamashiro, T., Iwasaki, T. M., Ihara, I., Tangtaweewipat, S. and Umetsu, K. (2019). The survival of pathogenic bacteria and plant growth promoting bacteria during mesophilic anaerobic digestion in full-scale biogas plants. *Animal Science Journal*, 90 (2): 297 – 303.

- Rana, S., Singh, L. I., Wahid, Z., and Liu, H. (2017). A current overview of palm oil mill effluent management via bioreactors configurations. *Current Pollution Reports*, 17: 68 – 72.
- Resende, J. A., Silva, V. L., Oliveira, T. L. R., Fortunato, S. O., Carneiro, J. C., Otenio, M. H. and Diniz, C. G. (2014). Prevalence and persistence of potentially pathogenic and antibiotic resistant bacteria during anaerobic digestion treatment of cattle manure. *Bioresource Technology*, 153: 284 - 291.
- Shah, F. A., Mahmood, Q., Rasid, N., Perez, A., Raja, I.A. and Shah, M. M. (2015). Codigestion, Pretreatment and digester design for enhanced methanogenesis. *Renewable and Sustainable Energy Reviews*. 42: 627 - 642.
- Tambone, F., Orzi, V., D'Imporzano, G., and Adani, F. (2017). Solid and liquid fractionation of digestate: Mass balance, chemical characterization, and agronomic and environmental value. *Bioresource Technology*: 243, 1251-1256.
- Tayyab, A., Ahmad, Z., Mahmood, T., Khalid, A., Qadeer, S., Mahmood, S., Andleeb, S. and Anjum, M. (2019). Anaerobic co-digestion of catering food waste utilizing *Parthenium hysterophorus* as co-substrate for biogas production. *Biomass and Bioenergy*, 124: 74 – 82.
- Thomas, C., Idler, C., Ammon, C., Herrmann, C. and Amon, T. (2019). Inactivation of ESBL -AmpC – producing *Escherichia coli* during mesophilic and thermophilic anaerobic digestion of chicken manure. *Waste Management*, 84: 74 - 82.
- WRAP (2010). Specification of whole digestate, separated digestate, separated liquor and separated fibre derived from the anaerobic digestion of source-segregated biodegradable materials, Publicly available specification (PAS) 110, Waste and Resources Action Programme, UK: BSI, pp. 27 – 40.
- Zeikus, J. G. (1977). The biology of methanogenic bacteria. *Bacteriological Reviews*, 41 (2): 514 – 541.
- Zhang, T., Liu, L., Song, Z., Ren, G., Feng, Y., Han, X., and Yang, G. (2013). Biogas production by co-digestion of Goat manure with three crop residues, *PLOS One*, 8(6):66 – 84.
- Zhu, N. and Guo, X. (2014). Sequential extraction of anaerobic digestate sludge for the determination of partitioning heavy metals. *Journal of Ecotoxicology and Environmental Safety*, 102: 18 – 24.