

Effect of Determinants of Infant and Child Mortality In Nigeria: Hazard And Odds Ratio Models

OnatunjiAdewaleP.¹ and A AdesinaOluwaseun A²

¹Lautech International College, Ogbomoso, Oyo State, Nigeria

²Department of Mathematics and Statistics, The Polytechnic, Ibadan, Nigeria,

Email: seunadesina2012@gmail.com

Corresponding Author's Email: waleonat@gmail.com

Abstract

Infant and child mortality is a major public health problem; however, quantifying its burden in a population is a challenge. Routine data collected provided a proxy for measuring the incidence of mortality among children under five years of age and for crudely estimating mortality rate. The data collected from National Demography Health Survey (NDHS, 2013) were used to investigate the determinants of infant and child mortality in Nigeria. Cox proportional, logistic model were developed to timely hazardously and probabilistically continuous variable, mother age and other specific covariates such as educational level, household income level, residence type and place of delivery which are categorical data. The Cox proportional analysis showed that the hazard risk and odds ratios of infant and child mortality are significantly less frequent over specified covariates, insignificant in residence type but significant in odds ratio. Also, there is an increased risk of infant and child mortality in place of delivery. It is evident from the results obtained that social economic risk factors contribute significantly to infant and child mortality in Nigeria. Finally these findings revealed that Mothers' educational level determines place of delivery (home, health centre) which should be improved; increase in household income contributes to child survival and reduces child mortality in Nigeria

Key words: odds ratio, hazard ratio, mortality

Introduction

One of the Millennium Development Goals is the reduction of infant and child mortality by two-thirds by 2015. Infant and child mortality in the agenda of public health and international health organizations has received attention as a part of millennium goal. In order to achieve this goal, all the countries of the world have been trying their best to determine the major factors responsible this and also put efforts towards identifying cost-effective strategies as many international agencies have advocated for more resources to be directed to health sector. Universally, there is huge literature that focused on the determinants of infant and child mortality. A great deal of efforts were made to target communicable diseases as majors

determinants of Infant Mortality(IM) such as malaria, measles, diarrhea, respiratory infections and other immunisable childhood infections[3]; however, it was noticed later that disease oriented vertical programmes were not adequate to reduce IM. Most of the studies have shown significant association between socioeconomic, demographic factors and infant-child mortality.

Ksenhya categorized environmental health risks into traditional hazards related to poverty and lack of development, such as lack of safe water, inadequate sanitation and inadequate waste disposal, indoor air pollution, food contamination, occupational injury hazard, natural disasters and modern hazards such as urban air pollution, water pollution, solid

and hazardous waste accumulation, chemical and radiation hazards, infectious disease hazards, ecological changes and climate changes[10]. World Health Organisation(WHO) reported that among the 10 identified leading mortality risks in high-mortality developing countries, unsafe water, sanitation and hygiene, indoor smoke from solid fuels. About 3% of these deaths (1.7 million) are attributable to environmental risk factors and child deaths account for about 90% of the total population[13].

In Kenya, it was reported that there was inconsistent relationship between socioeconomic status (measured by wealth index) and infant mortality[6]. The results indicate that sanitation, education and per capita income contributed to the decline in infant mortality in Brazil, the effects being stronger in the long run than in the short run. The fixed effects associated with municipality characteristics help explain the observed dispersion in child mortality rates[4].The proximate determinants are found to have stronger influence on under-five mortality than the socioeconomic factors considered in the study carried inBangladesh[1].Pandey and Manoj reported a strong association between maternal health and child mortality in rural India; the effects of maternal height, weight, presence of any disease and anemia were found significant[12]. Ghenga revealed that maternal, child and family were important risk factors of U5M in Nigeria using multivariate logistic method of analysis[5]. The following

factors were included in the study: Maternal (current age, education, occupation, parity, marital status, age at first marriage, family planning, preceding birth interval, breastfeeding and health seeking behaviour); Childhood (sex, birth order, birth weight); Household (family size, sanitation number of wives, wealth index, fuel and water sources); Paternal factors (age, occupation); and other factors (place of residence, ethnicity and geopolitical region).

Uddin investigated the predictors of child mortality using cross tabulation and multiple logistic regression and reported that father's education and occupation of father, mother standard of living index, breastfeeding status, birth order have impact on child mortality[11]. Zeraiaexamined socio-economic and demographic variables in a multi-level framework to determine conditions influencing infant survival in Zimbabwe. He employed Cox regression analysis to the 1988 Zimbabwe DHS data to study socioeconomic determinants of infant mortality[14]; and the strength of the relationships of the independent (maternal, socioeconomic and sanitation) variables with the dependent variables (infant and child mortality) remain much smaller in the 2005-06 ZDHS survey than in the other ZDHS surveys[8]. They employed multivariate Proportional Hazards Regression

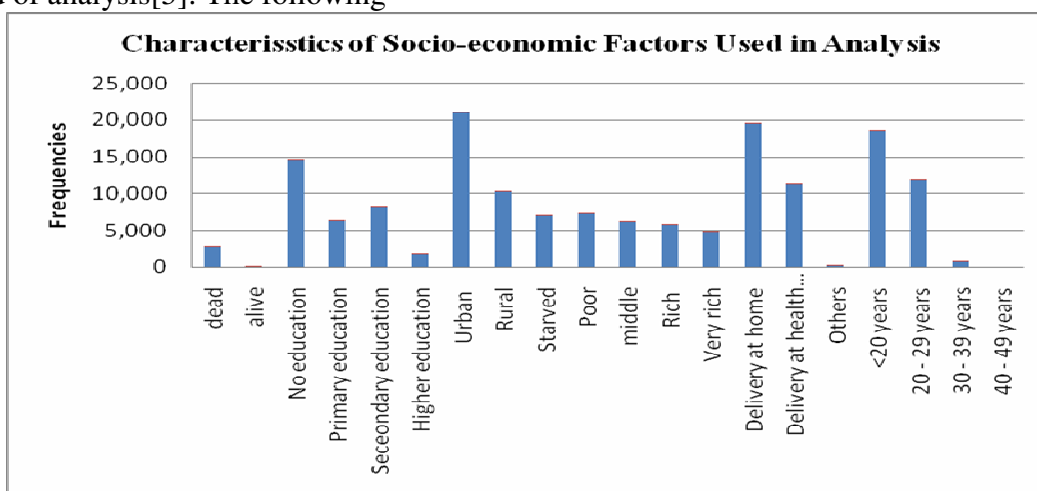


Figure1 shows the summary of variables infant and child mortality used in this study from NDHS,2013.From variables indicated the chart, total number of children that were not alive is lower than those that were alive.

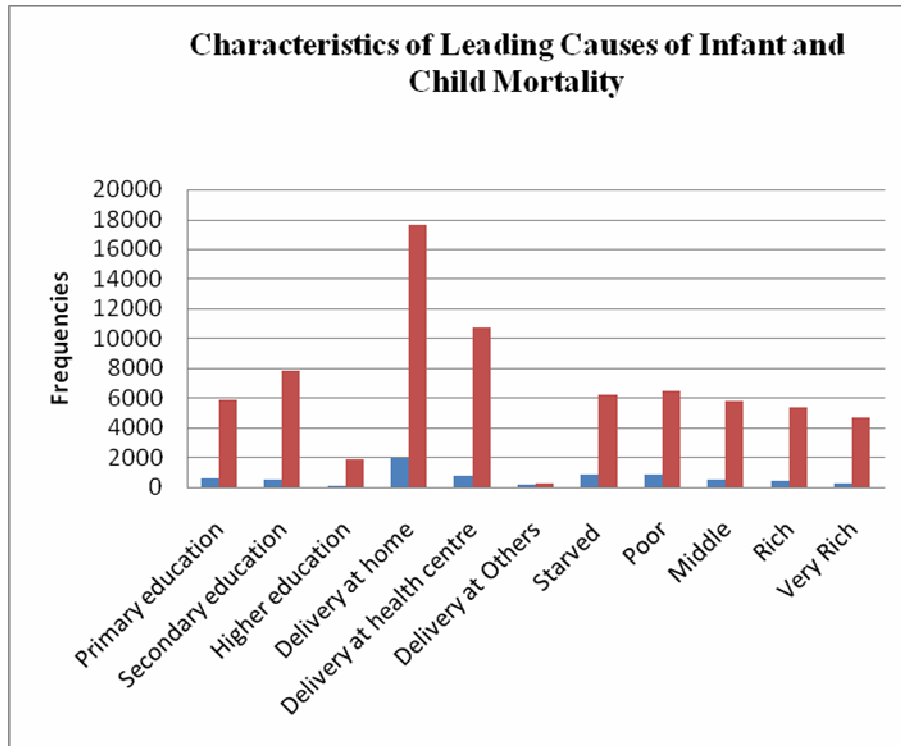


Figure 2 shows the Leading causes of infant and child mortality. Total number of infant and child that are dead and alive with these causes.

It is apparent that the mother with no education, delivered children at home, starved recorded higher mortality in child.

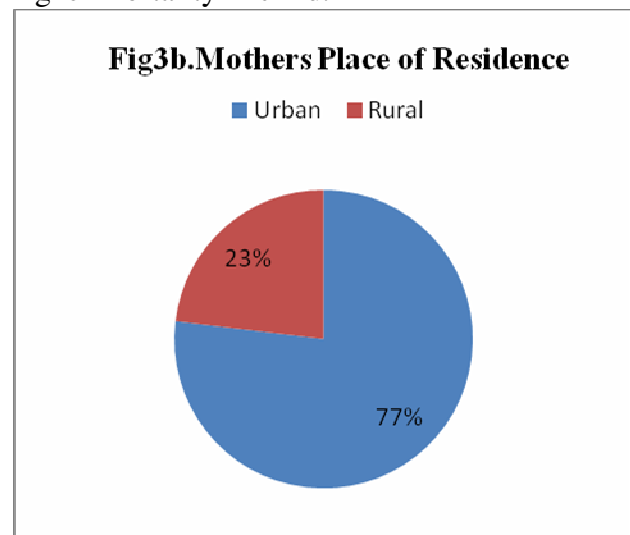
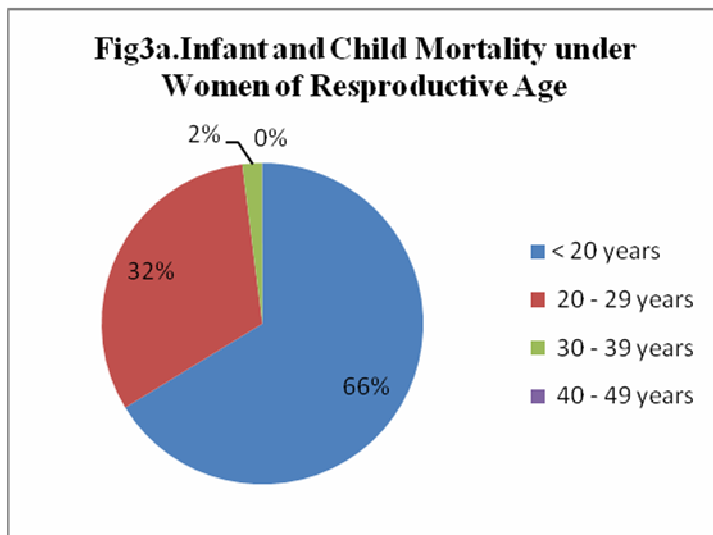


Fig3a-b shows the percentage of infant and child mortality from women of reproductive age and their place of residence. Women at less than 20 years of age recorded high percentage of children that were not alive and in figure3b reveal that women in urban were recorded high percentage of infant and child mortality.

Descriptive summary of variables used in the study

A total 3142 children were examined in this study from NDHS, 2013. The result shows in the figure1 shows the total number of variables(dependent and independent) used. 28, 596 children were

born alive while 2,886 children were not alive with 90.83 and 9.17 percent respectively, for the distribution of explanatory variables over the total sample at risk in the overall mothers' age interval 0-49 months. Mothers at reproductive age that attained no education were 14762(46.89%), primary education, 6432(20.43%), secondary education, 8365(26.57%) and higher education, 1923(6.11%). Respondents were from rural- urban residence with total number of 21 131(67.12%)mothers living in urban area and of 10351(32.88%) mothers living in rural area. Income of the mothers defined as wealth index was categorized into starved, poor, middle, rich and very rich. Total number of 19619(62.32%)mothers delivered babies at home, 11512(36.57%) mothers at health centre and 351(1.11%) mothers at other places of delivery.

Figure 2 shows the total number of infant and child that died at different covariate levels. The proportion varies with age of respondent, type of residence, level of education, place of delivery distance. The number of infant and child mortality decreased as the age of mother increased. It drops from 66.25% in the age of mother <20 year to 31.74% at age of between 20-29 years and also decreased in the 30-39 years groups to 1.98% and further decreased in the age of between 40-49 to 0.04%. The number of infant and child mortality is relatively more in the urban(76.92%) than rural (23.04%) area in relation to the total number people leaving in those areas.

Percentage of death recorded when mother has no education was 57.42% and drastically reduced when they

$$h(t) = h_0(t) \exp(\beta_1(\text{mother's age}) + \beta_2(\text{place of delivery}) + \beta_3(\text{education level}) + \beta_4(\text{income level}) + \beta_5(\text{place of birth}) + \beta_6(\text{region}))$$

where no distributional assumption is made about the baseline hazard, $h_0(t)$. Under the assumption the regression coefficient, β_1 , is the log hazard ratio, $\ln(\Delta)$, the change, associated with one unit increase in mother age when the other predictors are held constant, and the

had higher education with 2.98%. The death recorded when delivery was taken at home was 68.26% with total number of 19619 mothers as respondents; and at health centre 26.96% with total number of 11512 mothers.

Methods and Models

In this section we present our model for describing infant and child mortality. We employ multiple logistic regressions to investigate predictors of infant and child mortality and also consider cox regression for which the goal is to investigate the effect of a covariate of interest, mother' age(x_1), on time failure, possibly adjusted for other predictors variables place of delivery, education level, income level and place of birth, and region. For continuous covariate, mother' age, the effect is measured as a hazard ratio. This hazard ratio is associated with one unit increase in mother age, when the other covariate are held constant and for a binary predictor, the effect is a ratio of hazards or log hazards corresponding to two categories of continuous covariate when other covariates are held constant.

In a cox PH model, Cox regression is used to analyze time-to-event data, that is, the response is the time an individual takes to present the outcome of interest. Individual infant and child that die are assigned the total length of time of the follow-up when they are alive assigned the time of the end of the follow-up. Cox regression estimates the hazard rate function that expresses how the hazard rate depends upon a set of covariates. The model formulated is $h(t) = h_0(t) \exp(\beta_1(\text{mother's age}) +$

$\beta_2(\text{place of delivery}) + \beta_3(\text{education level}) + \beta_4(\text{income level}) + \beta_5(\text{place of birth}) + \beta_6(\text{region}))$ exponentiated regression coefficient, $\exp(\beta_1)$, is the hazard ratio, Therefore, the effect of mother age on time to failure can

be investigated by performing an appropriate test based on the partial likelihood [7, 9] for the regression coefficient, β , from a Cox model.

We focus on children that are born alive by estimating the probability of a child dying within the mother next birthday aftersurviving(cuddling/attention/health care/ mother care) for t year, as a result of environmental factors..The mortality rate of child at mother age t can be interpreted as the intensity at which a child dies at this age, given that the child survived until mother age

In logistic regression model, given a set

observations $(y_i, \mathbf{x}_i), i = 1, \dots, n,$

where y_i is a binary response such that $y_i = 1$ if a child died and $y_i = 0$ a child lived,

and $\mathbf{x}_i = (x_{i1}, \dots, x_{ip})'$ are covariates, we

consider a multiple logistic model to estimate the probability of dying, $y_i = 1$ versus the probability of being alive, $y_i = 0$. The response is distributed as a Bernoulli random variable in which fitted response function defined

is $\pi_i = [1 + \exp(-X_i' b)]^{-1}$, Where $X_i' b = b_0 + b_1 \text{mother age} + b_2 \text{educational level} + b_3 \text{income} + b_4 \text{place of delivery} + b_5 \text{residence}$.

Odd ratio model = $\frac{\pi_i}{1 - \pi_i}$

Discussion of Results

This study investigates the predictors of child mortality in Nigeria. It utilized the nationally representative data from the National Demographic Health

Survey(NDHS, 2013). Cox Proportional and Logistic regression technique were used to ascertain the effect of predictors of infant and child mortality. From these analyses several interesting observation can be made, although the analysis itself was subject to various types of problem. Sometimes, it is observed that logical or theoretical hypothesis is supported by the results of fitted hazard and logistic response function.

Logistics revealed that infant and child mortality significantly decreased as a result of unit change in educational level (No education, Primary education, Secondary education and Higher education) by 17%, household income (Starved, Poor, Middle, Rich and Very Rich) by 15%, residence (urban and rural) by 20% and mother age by 10%. However, infant and child mortality significantly increased as a result of unit change in place of delivery (Delivery at home, Delivery at health centre and Others) by 46%. Cox proportional also revealed that educational level at 17%, household income at 16%, residence type at 13% significantly decreased risk, and residence type at 13% significantly decreased risk, while place of delivery at 42% significantly increased risk (with hazard ratio of one, indicating the chance of infant and child not being alive) of infant and child mortality as mother's age increases.

So, urgent attention should be given to place of delivery and other factors in order to further reduce the risk of infant and child mortality in Nigeria

References

- [1] Abdul Hamid Chowdhury (2013). Determinants of Under-Five Mortality in Bangladesh. Open Journal of Statistics vol 3, No 3
- [2] Bennett and Jennifer (1999): Correlates of Child Mortality in Pakistan: a Hazards Model Analysis. <http://www.biomedsearch.com/issn/0030-9729.html>
- [3] Clive J. Mutunga (2004). Environmental Determinants of Child Mortality in Urban Kenya, Department of Economics, University of Nairobi, Kenya
- [4] Denisard Alves and Walter Belluzzo (2005). Child Health and Infant Mortality in Brazil, Inter-American Development Bank Felipe Herrera Library (Research Network Working papers ; R-493)

- [5] Gbenga A Kayode, Victor T Adekanmbi and Olalekan A Uthman(2012).Risk factors and a predictive model for under-five mortality in Nigeria: evidence from Nigeria demographic and health survey.
- [6]Hisham E. M. and Clifford O.(2008).Socioeconomic determinants of infant mortality in Kenya: analysis of Kenya 2003, Journal of Humanities & Social Science, volume(2)
- [7]Hosmer, D.W., Lemeshow, S. and May, S.(2008).Applied survival analysis: Regression modeling of Time-to-Event Data(2nd ed.) Hoboken, John Wiley & Sons, inc.
- [8]Joshua Kembo and Jeroen K. van Ginneken (2013). Determinants of Infant and Child Mortality in Zimbabwe: Results of Multivariate Hazard Analysis
- [9]Klein, J. P., and M. L. Moeschberger(2003). Survival analysis: Techniques for Censored and Truncated Data. 2nd ed.New York: Springer
- [10]KsenhyaLvovsky(2001). Health and Environment, Environment Strategy Papers Health and Strategy Series. The World Bank Environment Department, Strategy Series Number, 1(31)
- [11]Md. Jamal Uddin, Md. ZakirHossain and Mohammad OhidUllah(2009).Child mortality in a Developing Country:A Statistical Analysis, Journal of Applied Quantitative Methods
- [12]Pandey and Manoj K.(2009). Maternal Health and Child Mortality in Rural India, MPRA
- [13]WHO.(2002).The world health report 2002:Reducing Risks, promoting life, Geneva:WorldHealthOrganisation.
- [14]Zerai, A. [1996]. Preventive Health Strategies and Infant Survival in Zimbabwe. African Population Studies 11(1): 29-62.