

## Original Research Article

# Effect of peri-operative whole high-quality nursing care on psychological status, vital signs and anesthetic medication of patients undergoing painless gastrointestinal endoscopy: A systematic review and meta-analysis

Qian Huang<sup>1</sup>, Yu Li<sup>2</sup>, Xi Luo<sup>1</sup>, Rong Luo<sup>2</sup>, Hao Zhang<sup>3\*</sup>

<sup>1</sup>Department of Anesthesiology, <sup>2</sup>Endoscopy Center, <sup>3</sup>Department of Pancreatic Surgery, West China Hospital of Sichuan University, Chengdu 610041, China

\*For correspondence: **Email:** zhanghao\_011@yeah.net; **Tel:** +86-028-85422474

Sent for review: 9 March 2023

Revised accepted: 2 November 2023

### Abstract

**Purpose:** To investigate the impact of perioperative whole high-quality nursing care on psychological status, vital signs and anesthetic medication of patients undergoing painless gastrointestinal endoscopy, and also to provide a reference for reducing adverse risks and improving safety of painless gastrointestinal endoscopy.

**Methods:** Databases such as Pubmed, Embase, Web of Science, and Cochrane Library were retrieved. Literature was selected based on established standards, and quality evaluations were performed to extract required data. Finally, 13 pieces of literature were included for meta-analysis of relevant data.

**Results:** In a meta-analysis of 13 relevant randomized controlled trials (RCTs), patients receiving high-quality perioperative nursing care experienced significant improvements in self-reported anxiety and depression levels, vital signs indicators such as systolic and diastolic blood pressure, mean arterial pressure, and heart rate, as well as decrease in narcotic drug dosage. Diagnosis and treatment time also significantly decreased ( $p < 0.05$ ). Additionally, the incidence of respiratory depression was reduced ( $p < 0.00001$ ).

**Conclusion:** This meta-analysis suggests that perioperative high-quality nursing care alleviates the psychological stress of patients with painless gastrointestinal endoscopy, reduces the amount of anesthesia, and effectively reduces application time of endoscopy.

**Keywords:** Perioperative whole high-quality nursing, Painless gastrointestinal endoscopy, Anesthesia, Meta-analysis, Systematic review

This is an Open Access article that uses a funding model which does not charge readers or their institutions for access and distributed under the terms of the Creative Commons Attribution License (<http://creativecommons.org/licenses/by/4.0>) and the Budapest Open Access Initiative (<http://www.budapestopenaccessinitiative.org/read>), which permit unrestricted use, distribution, and reproduction in any medium, provided the original work is properly credited.

Tropical Journal of Pharmaceutical Research is indexed by Science Citation Index (SciSearch), Scopus, Web of Science, Chemical Abstracts, Embase, Index Copernicus, EBSCO, African Index Medicus, JournalSeek, Journal Citation Reports/Science Edition, Directory of Open Access Journals (DOAJ), African Journal Online, Bioline International, Open-J-Gate and Pharmacy Abstracts

## INTRODUCTION

Digestive endoscopy is a major method used to diagnose digestive tract diseases in recent years

[1,2]. Because, painless gastroscopy combined with enteroscopy has a painless feeling, only one anesthetic is needed for two kinds of examinations. Pathological conditions of stomach

and colon are obtained once through gastroscopy, which reduces pain and other discomfort of examinees [3,4]. Painless gastroscopy has gradually played a significant role in clinical practice. However, because most examinees do not understand basic knowledge and precautions about painless gastroscopy, (which is an invasive examination method), it leads to psychological stress reaction, restlessness, anxiety, and even fear [5]. It also promotes physical stress reaction of examinee. Two kinds of stress reactions affect and interact with each other, which aggravates their compound stress reaction. At the same time, negative emotions such as anxiety seriously affect examination and recovery [6,7]. Painless gastroscopy takes a long time to operate and is needed to inject more anesthetic drugs, resulting in a high incidence of respiratory depression in patients [8].

During perioperative period, high-quality nursing should be implemented, and basic situation of the patient before examination should be understood, key points for attention explained, one-to-one psychological counseling be conducted, and a friendly nurse-patient relationship should be established, which lays a firm foundation for smooth examination. During examination, strengthening observation of vital signs, psychological conditions, and changes in consciousness, while actively communicating with patients significantly improves sense of security, and eases their tension, doubts, and other negative emotions. It is important to prevent and reduce adverse events by allowing patients to leave after confirming their vital signs, and recovered consciousness [9-13].

Therefore, the impact of peri-operative quality of nursing care on psychological status, vital signs and anesthetic medication of patients undergoing painless gastrointestinal endoscopy was investigated in order to provide reference for reducing adverse risks and improving safety of painless gastrointestinal endoscopy.

## METHODS

### Inclusion criteria

Case-control studies or cohort studies, English literature related to psychological state, vital signs, and impact of anesthetic drugs in painless gastroscopy patients in various databases, patients who received high-quality nursing treatment throughout the peri-operative period (referred to as study group), patients who received routine nursing treatment (referred to as control group). There was no significant

difference in general information between study and control groups.

### Exclusion criteria

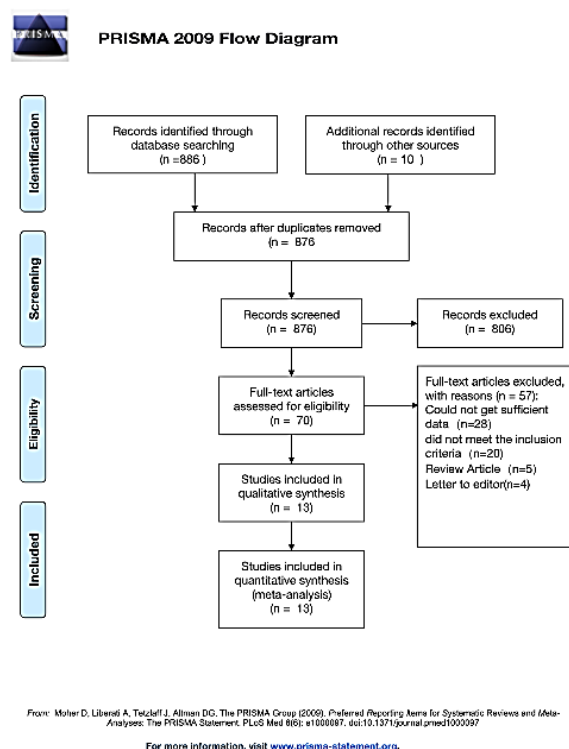
Conference papers, meta-analyses, case studies, reviews, repeated publications, animal experiments, thesis, etc., unclear research indicators or lack of raw data, and uncontrolled retrospective study.

### Search strategy

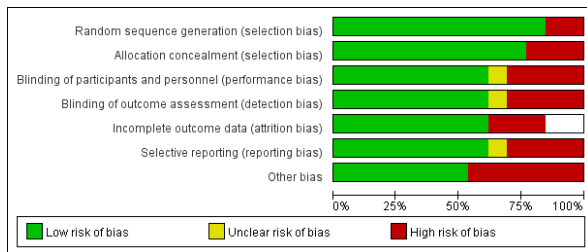
All literature published from January 31, 2010 to April 30, 2023 in databases such as Pubmed, Embase, Cochrane Library, and Web of Science were retrieved. The search strategy and keywords were as follows: ("high quality of nursing care" or "nursing care"); ("painless gastrointestinal endoscopy" or "Gastrointestinal endoscopy"), and ("anesthetic" or "vital signs") (Figure 1).

### Data extraction and quality assessment

Data extraction was conducted on 13 included studies, including; basic information (first author, region, publication year, and research design type), and clinical observation indicators (various research indicators and number of cases) (Figure 2).



**Figure 1:** Flow diagram of literature search procedure



**Figure 2:** The risk of bias in randomized trials included in the meta-analysis

**Statistical analysis**

Review Manager 5.4 was used for statistical analysis. When merging effect quantities, odds ratio (OR) and its 95 % confidence interval (CI) were used. For heterogeneity testing, when  $I^2 < 50 \%$ , it is considered homogeneity, and a fixed effects model is selected. When  $I^2 \geq 50 \%$ , heterogeneity exists, and random effects model was selected to conduct subgroup analysis and identify source of heterogeneity.

**RESULTS**

**Flow chart of study selection**

As of April 30, 2023, a total of 896 articles were retrieved from databases and imported into Endnote X9 software. A total of 806 duplicate articles were screened out. After reading title and abstract, 70 pieces of literature that did not match the content were screened out. Finally, a total of 13 [14-26] were included for meta-analysis (Table 1).

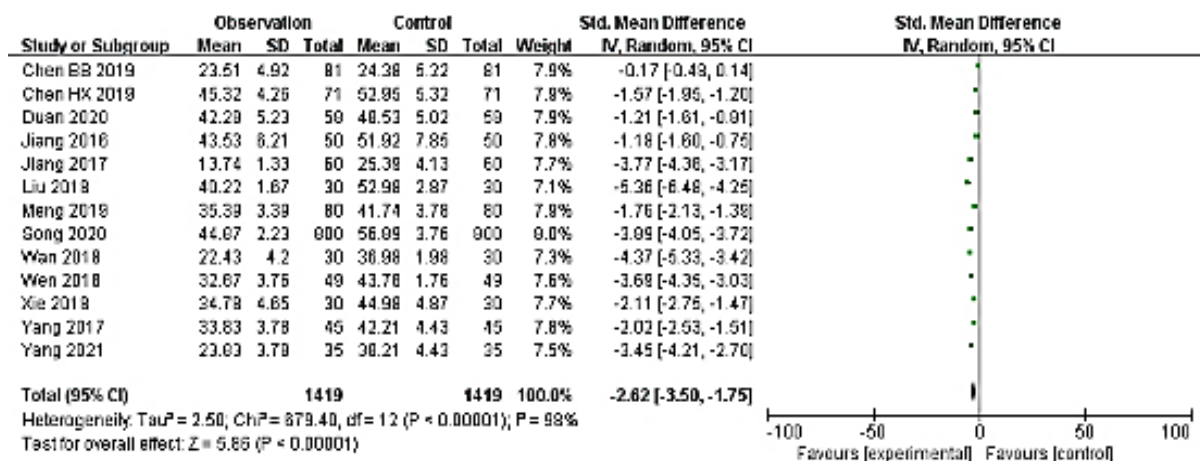
**Pooled analysis**

Meta-analysis of data from thirteen eligible studies [14-26] showed that levels of Self Rating

Anxiety Scale (SAS) were significantly improved in patients with peri-operative high-quality nursing care (random effect model, SMD = -2.62 95 % CI= -3.5, - 1.75 (Figure 3). Furthermore, Self-Rating Depression Scale (SDS) levels were also significantly improved in patients with peri-operative high-quality nursing care (random effect model, SMD = -13.87, 95 % CI = -16.54, - 11.2 (Figure 4). This indicated that peri-operative whole high-quality nursing care ameliorated the psychological status of patients undergoing painless gastrointestinal endoscopy.

Meta-analysis of data from thirteen eligible studies [14-26] also showed that vital signs indices (systolic and diastolic blood pressure, mean arterial pressure, and heart rate) were significantly improved in patients with peri-operative whole high-quality nursing care (Figure 5).

Furthermore, meta-analysis of data from thirteen eligible studies [14-26] also showed that dose of narcotic drugs was significantly decreased in patients with peri-operative whole high-quality nursing care (random effect model, SMD = - 10.98, 95 % CI = -12.74, - 9.22 (Figure 6). In terms of diagnosis and treatment time, meta-analysis showed that patients with peri-operative whole high-quality nursing care significantly decreased diagnosis and treatment time (random effect model, SMD = -9.16, 95 % CI = -13.04, - 5.29) (Figure 7). Also, meta-analysis of data from thirteen eligible studies [14-26] showed that the incidence of respiratory depression was significantly decreased in patients with peri-operative whole high-quality nursing care (random effect model, SMD = 0.19, 95 % CI = 0.1, 0.37 (Figure 8).



**Figure 3:** Meta-analysis on SAS in study group compared to control group

**Table 1:** Characteristics of studies in the meta-analysis

Author (Year)	Country	Age (EG vs. CG) (Mean±SD)	Size EG/CG	Types of studies and intervention	Therapy (months)
Yang <i>et al</i> [14]	China	50.5±5.8 vs. 49.7±5.3	35/35	RCT comparing the use of perioperative whole high-quality nursing intervention (study group) + routine nursing intervention (Control group)	24
Duan <i>et al</i> [15]	China	72.85±4.66 vs. 72.93±4.72	58/58	RCT comparing the use of perioperative whole high-quality nursing intervention (Observational group) + routine nursing intervention (Control group)	17
Jiang [16]	China	36.41±3.42 vs. 36.82±3.51	60/60	RCT comparing the use of perioperative whole high-quality nursing intervention (Observational group) + routine nursing intervention (Control group)	12
Meng and Sun [17]	China	48.34±7.16 vs. 48.05±7.32	80/80	RCT comparing the use of perioperative whole high-quality nursing intervention (Observational group) + routine nursing intervention (Control group)	12
Chen and Li [18]	China	48.05±7.32 vs. 43.3±4.2	71/71	RCT comparing the use of perioperative whole high-quality nursing intervention (Observational group) + routine nursing intervention (Control group)	24
Chen and Chen [19]	China	58.26±1.97 vs. 58.34±4.62	81/81	RCT comparing the use of perioperative whole high-quality nursing intervention (Observational group) + routine nursing intervention (Control group)	24
Wen [20]	China	59.5±4.7 vs. 58.3±4.6	49/49	RCT comparing the use of perioperative whole high-quality nursing intervention (Observational group) + routine nursing intervention (Control group)	14
Xie [21]	China	39.56±10.77 vs. 39.00±10.55	30/30	RCT comparing the use of perioperative whole high-quality nursing intervention (Observational group) + routine nursing intervention (Control group)	16
Wan [22]	China	51.43±1.07 vs. 51.27±1.23	30/30	RCT comparing the use of perioperative whole high-quality nursing intervention (Observational group) + routine nursing intervention (Control group)	20
Yang [23]	China	55.21±4.43 vs. 56.17±4.53	45/45	RCT comparing the use of perioperative whole high-quality nursing intervention (Observational group) + routine nursing intervention (Control group)	12
Liu <i>et al</i> [24]	China	34.0±3.0 vs. 33.8±2.8	30/30	RCT comparing the use of perioperative whole high-quality nursing intervention (Observational group) + routine nursing intervention (Control group)	19
Song <i>et al</i> [25]	China	56.89±20.74 vs. 57.28±21.22	800/800	RCT comparing the use of perioperative whole high-quality nursing intervention (Observational group) + routine nursing intervention (Control group)	6
Jiang [26]	China	45.3±15.9 vs. 45.2±15.6	50/50	RCT comparing the use of perioperative whole high-quality nursing intervention (Observational group) + routine nursing intervention (Control group)	17

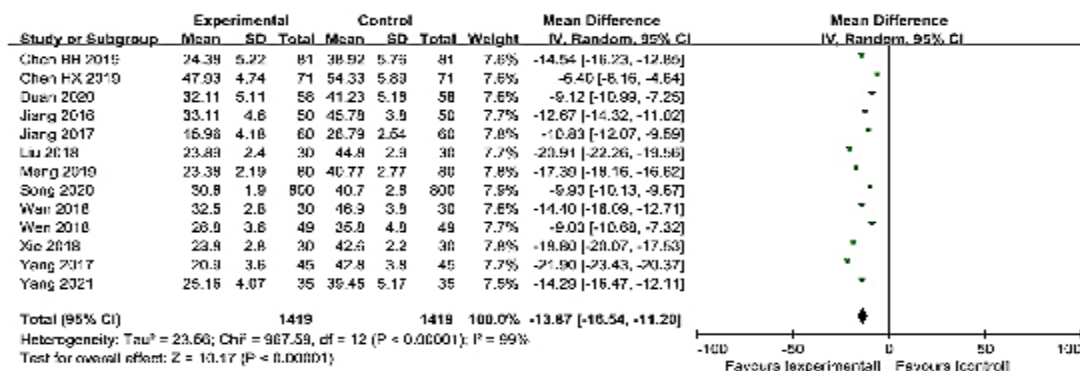


Figure 4: Meta-analysis of SDS in study group compared to control group

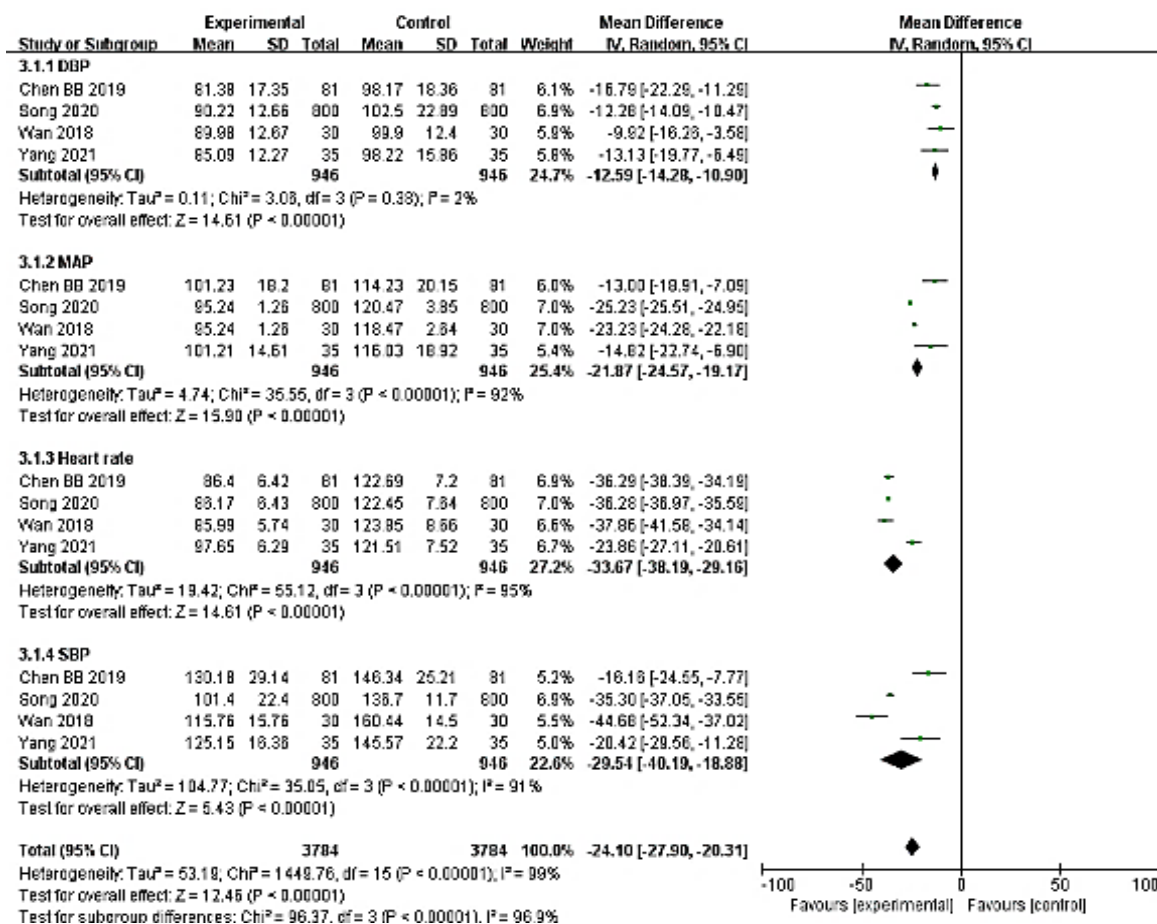


Figure 5: Meta-analysis of vital signs in study group compared to control group

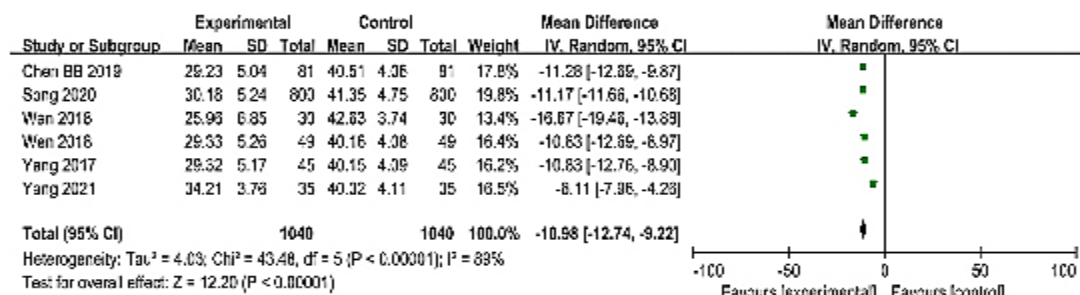


Figure 6: Meta-analysis of dose of narcotic drugs in study group compared to control group

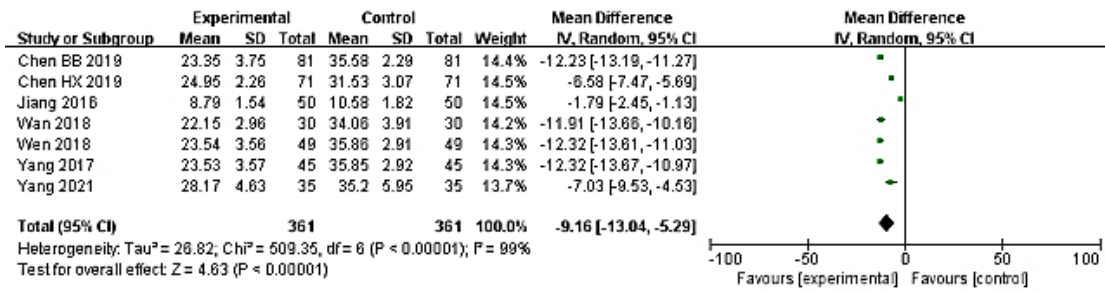


Figure 7: Meta-analysis of diagnosis and treatment time in study group compared to control group

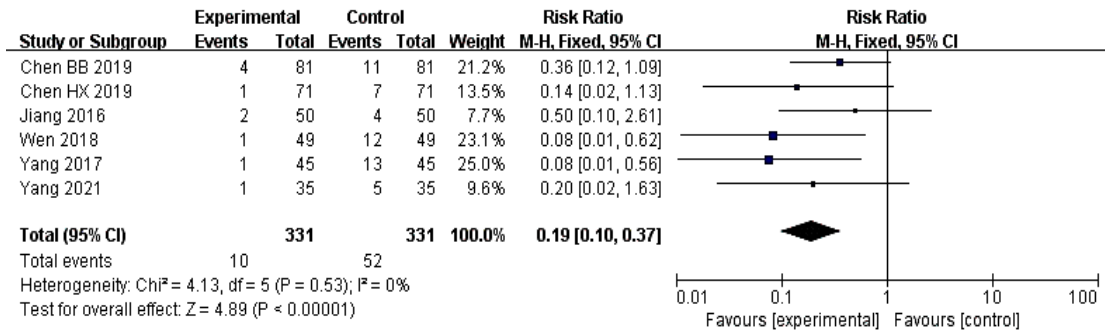


Figure 8: Meta-analysis of the incidence of respiratory depression in study group compared to control group

**Sensitivity analysis and publication bias**

Sensitivity analysis revealed that after excluding various studies, merged results did not change, indicating that research results are relatively stable. On the other hand, the funnel plot of this study shows a symmetrical distribution, indicating no publication bias (Figure 9).

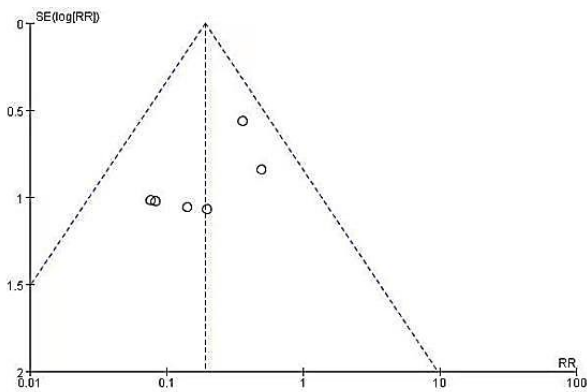


Figure 9: Funnel plot of data in the analysis of SAS

**DISCUSSION**

Gastrointestinal diseases are a common kind of diseases in clinics. With increased work pressure and changes in eating habits, the incidence rate of gastrointestinal diseases is increasing yearly [27]. Gastrointestinal endoscopy is often used in clinical diagnosis of gastrointestinal diseases,

mainly to examine the condition of patients' gastrointestinal tract through gastrointestinal endoscopy for early diagnosis and timely intervention [28]. Traditional gastroenteroscopy is associated with a certain degree of pain. In addition, examination takes a long time, and some patients have resistance to gastroenteroscopy. Emergence of electronic painless gastroenteroscopy has therefore effectively reduced the pain of gastroenteroscopy, mainly by using anesthetic drugs to enable patients to be examined when they are asleep. Examination time is short, and there is no pain [29]. However, in process of electronic painless gastroenteroscopy, there are also some nursing risk factors. For example, patients refused to accept painless gastroscopy because they did not know about electronic painless gastroscopy before examination and were worried about the effects of anesthetic drugs on their bodies [30,31]. Therefore, reasonable nursing interventions should be implemented for patients when conducting electronic painless gastroscopy.

High-quality nursing takes patients as the center of nursing services, enhancing service quality level of overall nursing while intervening in basic nursing measures, penetrating systematic and high-quality nursing services in different stages before, during and after diagnosis and treatment [32]. Previous studies have confirmed that high-quality nursing significantly improved negative

psychological emotions of patients undergoing surgery and reduced stress reactions [33]. High-quality nursing adopted in this study was aimed at patients undergoing painless gastrointestinal endoscopy diagnosis and treatment. Before diagnosis and treatment, psychological, and emotional conditions, and problems of patients were analyzed in detail, and then a more targeted nursing intervention program was developed, which significantly reduced negative psychological emotions. At the same time, it also significantly enhanced awareness of painless gastrointestinal endoscopy diagnosis and treatment technology, thus improving compliance with diagnosis and treatment. In addition, during painless gastrointestinal endoscopy diagnosis and treatment, implementation of high-quality nursing intervention guided patients in choosing the appropriate posture and position, so that diagnosis and treatment effect is significant. After diagnosis and treatment, implementation of high-quality nursing helps to correctly address various nursing problems, such as avoiding overheated or excellent food, which significantly reduces the severity of damage to gastrointestinal mucosa [34,35].

Results of meta-analysis showed that SAS and SDS scores of patients in study group after nursing intervention were significantly lower than control group before and after nursing intervention. High-quality nursing significantly reduces negative psychological emotions with painless gastrointestinal endoscopy, such as anxiety and depression. Obvious improvement in negative psychological emotions also reduced stress reactions during diagnosis and treatment. Furthermore, results also revealed that SBP, DBP, MAP, heart rate and other vital signs in study group during diagnosis and treatment were significantly lower than control group, suggesting that high-quality nursing significantly inhibited stress response. Diagnosis and treatment operation also directly reflected a significant improvement in psychological emotion and stress reaction state. The study found that total amount of anesthetic drugs and incidence of respiratory depression in study group were significantly lower than control group. Also, the diagnosis and treatment duration of painless gastroscopy were significantly shorter in study group compared to control group. This suggests that high-quality nursing reduces trauma caused by painless gastroscopy and accelerates recovery speed after surgery. With longer painless gastrointestinal endoscopy, more anesthetic drugs will be needed in total, and risk of respiratory depression in patients will increase significantly [36].

High-quality nursing significantly reduced incidence of respiratory depression and improved the safety and reliability of diagnosis and treatment operations. In addition, close monitoring of relevant indicators of vital signs after diagnosis and treatment is needed, so as to effectively prevent and reduce incidence of various adverse reactions. It has been reported that most elderly patients are accompanied by chronic diseases such as hypertension, coronary heart disease and diabetes. These diseases accompanied by intravenous use of propofol and other drugs, easily result in complications such as decreased blood pressure, slow heart rate, respiratory depression, increased risk of diagnosis and treatment operations, and endanger life safety of patients [37].

## **CONCLUSION**

Perioperative high-quality nursing intervention, through intra-operative nursing, reduces occurrence of respiratory depression, cough and other complications, as well as fluctuation in vital signs. It also encourages patients to go through hitch-less examination and treatment. The success rate of gastroenteroscopy significantly improves, and patients' safety is enhanced through post-operative nursing, including safety protection, disease observation, health guidance and other measures.

## **DECLARATIONS**

### ***Acknowledgements***

None provided.

### ***Funding/Sponsorship***

None provided.

### ***Conflict of Interest***

No conflict of interest associated with this work.

### ***Contribution of Authors***

We declare that this work was done by the authors named in this article and all liabilities pertaining to claims relating to the content of this article will be borne by the authors.

### ***Ethical Approval***

None provided.

### Availability of Data and Materials

The datasets used and/or analyzed during the current study are available from the corresponding author on reasonable request.

### Use of Artificial Intelligence/Large Language Models

None provided.

### Use of Research Reporting Tools

None provided.

### Open Access

This is an Open Access article that uses a funding model which does not charge readers or their institutions for access and distributed under the terms of the Creative Commons Attribution License (<http://creativecommons.org/licenses/by/4.0>) and the Budapest Open Access Initiative (<http://www.budapestopenaccessinitiative.org/read>), which permit unrestricted use, distribution, and reproduction in any medium, provided the original work is properly credited.

## REFERENCES

- Shi Y, Sang J, Sang Y. Analysis of the influence of comprehensive nursing intervention on vital signs and negative emotions of patients with gastrointestinal polyps treated by digestive endoscopy. *Comput Intel Neurosci* 2022; 2022: 5931588.
- Spagnuolo R, Corea A, Blumetti M, Giovinazzo A, Serafino M, Pagliuso C, Pagnotta R, Curto G, Cosco C, Cosco V, et al. Effects of listening to music in digestive endoscopy: A prospective intervention study led by nursing. *J Adv Nurs* 2020; 76(11): 2993-3002.
- Yu S, Roh YS. Needs assessment survey for simulation-based training for gastrointestinal endoscopy nurses. *Nurs Health Sci* 2018; 20(2): 247-254.
- Liu N. Endoscopic image-guided treatment of upper gastrointestinal foreign body and nursing care of complications. *Pak J Med Sci* 2021; 37(6): 1636-1640.
- Park SY, Lee JK, Kim JW, Lee TH, Park CH, Jang JY, Kim BW, Jang BI. A Nationwide survey on the facilities and personnel for endoscopic sedation: results from 50 qualified endoscopy units of teaching hospitals accredited by the Korean Society of Gastrointestinal Endoscopy (KSGE). *Clin Endosc* 2021; 54(6): 843-850.
- Wittren SP, Cunningham GS, Niesen CR. Using performance management to implement a preprocedural checklist for gastrointestinal endoscopy procedures. *Gastroenterol Nurs* 2019; 42(1): 79-83.
- Yahya H, Umar H, Shekari BT, Sani K, Yahya MH. Tolerance and acceptance for unsedated diagnostic upper gastrointestinal endoscopy in Kaduna, North-West Nigeria. *Niger Postgrad Med J* 2022; 29(2): 138-145.
- You Q, Li L, Chen H, Chen L, Chen X, Liu Y. L-Menthol for gastrointestinal endoscopy: A systematic review and meta-analysis. *Clin Transl Gastroen* 2020; 11(10): e252.
- Sasala L, Crippen L, Neft MW. Cost analysis of intravenous propofol monotherapy versus intravenous combination sedation in patients undergoing outpatient gastrointestinal endoscopy. *AANA J* 2020; 88(5): 373-379.
- Dai MG, Li LF, Cheng HY, Wang JB, Ye B, He FY. Acute pancreatitis as a rare complication of gastrointestinal endoscopy: A case report. *World J Clin Cases* 2022; 10(13): 4185-4189.
- Karels EM, Voss J, Arends R, Horsley L, Andree E. Impact of infection control education on gastrointestinal endoscopy procedural staff. *Gastroenterol Nurs* 2022; 45(2): 91-100.
- Sato M, Horiuchi A, Tamaki M, Ichise Y, Kajiyama M, Yamamoto Y, Tanaka N. Safety and effectiveness of nurse-administered propofol sedation in outpatients undergoing gastrointestinal endoscopy. *Clin Gastroenterol H* 2019; 17(6): 1098-1104.
- Duffield C, Chapman S, Rowbotham S, Blay N. Nurse-performed endoscopy: implications for the nursing profession in Australia. *Policy Polit Nurs Pract* 2017; 18(1): 36-43.
- Yang X, Huang X, Lin X, Zeng C. Observation on the effect of high-quality nursing intervention in painless gastrointestinal endoscopy. *Intelligent Health* 2021; 7(28): 150-152
- Duan L, Zhao Z, Wang R, Ma J. Effects of high-quality nursing intervention on vital signs, emotions and adverse reactions of elderly patients undergoing painless gastroscopy. *J Aerospace Med* 2020; 31(01): 96-98
- Jiang X. The application of quality care in painless gastrointestinal anesthesia. *Chin Contemp Med* 2017; 24(25): 192-194
- Meng X, Sun W. Application of high-quality nursing for gastrointestinal patients undergoing painless gastrointestinal endoscopy. *Electronic J Clin Med Lit* 2019; 6(93): 155
- Chen H, Li Y. Exploring the application of perioperative high-quality nursing in painless gastroscopy. *Electronic J Clin Med Lit* 2019; 6(82): 93-94
- Chen B, Chen X. The effect of perioperative whole course high-quality nursing on the negative emotions of patients undergoing painless gastrointestinal endoscopy and the amount of anesthetic used during operation. *Chin Foreign Med Res* 2019; 17(26): 104-106
- Wen L. Application of whole process high-quality nursing care in painless gastrointestinal endoscopy patients during perioperative period. *Medical Equip* 2018; 31(23): 197-198



21. Xie H. Exploring the clinical effect of quality nursing services for patients under painless gastroscopic anesthesia. *J Cardiovasc Surg* 2018; 7(03): 573-574
22. Wan M. Analysis of the effect of high-quality nursing on gastrointestinal patients undergoing painless gastroscopy. *Contemp Med* 2018; 24(19): 177-178
23. Yang X. The influence of perioperative high-quality nursing on the psychological status, vital signs and anesthetic drugs of patients undergoing painless gastrointestinal endoscopy. *J Pract Clin Med* 2017; 21(16): 56-58
24. Liu C, Wu J, Wu H. Effect analysis of whole process holistic nursing applied to painless gastrointestinal endoscopy in the diagnosis and treatment of gastrointestinal diseases. *Sino Foreign Medical J* 2018; 37(12): 155-157
25. Song H, Hu Y, Zhou Q, Su L. The effect of perioperative whole course high-quality nursing on psychological status, vital signs and anesthetic drugs of patients undergoing painless gastrointestinal endoscopy. *China Health Nutrition* 2020; 30(18): 175
26. Jiang Y. Analysis of the application effect of high-quality nursing intervention in electronic painless gastroscopy. *China Medical Sci* 2016; 6(20): 108-110+114.
27. Kelly V, Baar-Daley KM. Improving clinical documentation compliance pre-gastrointestinal endoscopy procedures through the use of an endoscopy checklist. *Gastroenterol Nurs* 2022; 45(5): 328-334.
28. Serra M, Medeiros AT, Torres MD, Dias I, Santos C, Araujo M. Correlation between the symptoms of upper gastrointestinal disease and endoscopy findings: Implications for clinical practice. *J Taibah Univ Med Sc* 2021; 16(3): 395-401.
29. Dunkley I, Griffiths H, Follows R, Ball A, Collins M, Dodds P, Gardner R, Jackson V, Rodgers C, Simpson B, et al. UK consensus on non-medical staffing required to deliver safe, quality-assured care for adult patients undergoing gastrointestinal endoscopy. *Frontline Gastroente* 2019; 10(1): 24-34.
30. Morrow L, Greenwald B. The American Society for Gastrointestinal Endoscopy Quality Assurance in Endoscopy Committee's three priority quality indicators for screening colonoscopy services. *Gastroenterol Nurs* 2022; 45(6): 407-409.
31. Schilling D. Propofol-based sedation in gastrointestinal endoscopy: getting safer and safer. *Digestion* 2014; 89(4): 272-273.
32. Thomas S. Effect of structured teaching program on knowledge, anxiety and behavioral response of patients undergoing endoscopy at a tertiary care hospital. *Nurs J India* 2015; 106(5): 203-207.
33. Zhang Z, Dong M, Han Y, Lin H, Li A, Wang N, Zhang X. Application effect of medical care integration combined with family intervention under the evidence-based nursing mode on child patients with severe hand-foot-mouth disease and its influence on intestinal function. *Evid-Based Compl Alt* 2021; 2021: 9599711.
34. Yu B, Qiao L, Meng Y, Li Y, Shi C. Satisfaction and quality of life of patients treated with tobramycin-dexamethasone suspension in daytime surgery managed by integrated nursing model. *Trop J Pharm Res* 2023; 22(5): 1101-1108 doi: 10.4314/tjpr.v22i5.24
35. Pambianco DJ, Whitten CJ, Moerman A, Struys MM, Martin JF. An assessment of computer-assisted personalized sedation: a sedation delivery system to administer propofol for gastrointestinal endoscopy. *Gastrointest Endosc* 2008; 68(3): 542-547.
36. Baudet JS, Borque P, Borja E, Alarcon-Fernandez O, Sanchez-del-Rio A, Campo R, Aviles J. Use of sedation in gastrointestinal endoscopy: a nationwide survey in Spain. *Eur J Gastroen Hepat* 2009; 21(8): 882-888.
37. Pan T, Lei Y, Lei Z, Fang Y, Xu R, Zhao D, Lei E. Clinical study on anesthesia with remifentanyl and propofol in patients with high hemodynamics. *Altern Ther Health M* 2022; 28(4): 44-49.