

## SHORT COMMUNICATION

**Repellency property of long chain aliphatic methyl ketones against *Anopheles gambiae* s.s**E. INNOCENT<sup>1,2,\*</sup>, N.K. GIKONYO<sup>2,3</sup> and M.H.H. NKUNYA<sup>4</sup><sup>1</sup> Muhimbili University of Health & Allied Sciences, Institute of Traditional Medicine, P.O. Box 65001, Dar es Salaam, Tanzania<sup>2</sup>International Centre of Insect Physiology and Ecology, P.O. Box 30772-00100, Nairobi, Kenya<sup>3</sup>Department of Pharmacology & Complimentary/Alternative Medicine, Kenyatta University, Nairobi, Kenya<sup>4</sup>Department of Chemistry, University of Dar es Salaam, Dar-es- Salaam, Tanzania

**Abstract:** Long chain aliphatic methyl ketone series of C<sub>7</sub>-C<sub>15</sub> were tested for repellency activity against the malaria transmitting mosquito *Anopheles gambiae* s.s. All methyl ketones produced a dose dependent ( $P < 0.001$ ) repellency response with 2-tridecanone giving comparable protection efficacy to DEET at 10% and 1% concentrations. Aliphatic methyl ketones of C<sub>7</sub>-C<sub>10</sub> had lower activity than those of C<sub>11</sub>-C<sub>15</sub>. However, within this range compounds with odd carbon atoms (2-undecanone, 2-tridecanone and 2-pentadecanone) were more effective than compounds with even carbon atoms (2-decanone and 2-dodecanone). Comparable repellency activity of 2-tridecanone to DEET show that, it may save as *Anopheles gambiae* s.s. mosquito repellent.

**Keywords:** Long chain aliphatic methyl ketones; Insect repellents; *Anopheles gambiae* s.s.

Repellency Repellent properties of some plants to mosquitoes are well-known. Phytochemicals obtained from huge diversity of plant species are an important source of safe and biodegradable chemicals, which could be screened for mosquito repellent activities ([http://www.mrcindia.org/MRC\\_profile/alternate\\_strategy/plant\\_ins.pdf](http://www.mrcindia.org/MRC_profile/alternate_strategy/plant_ins.pdf)). Mosquito repellents have a unique role in malaria endemic regions, especially in the evening before bedtime. Besides protection against the nuisance biting, they reduce human vector contact hence minimize incidences of malaria transmission (Xue et al, 2001). N,N-diethyl-m-toluidide (DEET), a synthetic repellent, has been effective in repelling various insects including mosquitoes (WHO, 2003). However, DEET has been reported to be an irritant substance when applied to the skin and it causes central nervous system disturbances when in prolonged use (Lewis, 1996; Nkunya, 2000), hence the need to search for more alternative mosquito repellents.

In Africa, several plant species are known to reduce mosquito biting activity when used as repellents. These include *Hyptis suaveolens* Poit. (Lamiaceae), *Daniellia oliveri* Rolfe (Caesalpiniaceae), *Elaeis guineensis* Jacq. (Arecaceae), smoke of the seed capsules of *Parkia biglobosa* (Jacq.) Benth. (Mimosaceae), *Azadirachta indica* A.Juss. (Meliaceae), *Eucalyptus* sp. (Myrtaceae), *Ocimum canum* Sims (Lamiaceae), and fresh *Senna occidentalis* (L.) Link (Caesalpiniaceae) (Pålsson & Jaenson, 1998).

Previous studies of long chain aliphatic methyl ketones showed repellence to arthropods, including blood sucking insects (Ndungu et al., 1995; Blum,

1966; Torr et al., 1996; Barton, 2003; Roe, 2004; Gikonyo et al., 2002;). For example, repellency activities of 2-decanone, 2-undecanone and 2-dodecanone to *Glossina morsitans morsitans* have been recorded in wind tunnel experiments (Gikonyo et al, 2003). 2-octanone reduces the catch of baited trap of *G. morsitans morsitans* and *G. pallidipes* in the field (Torr et al., 1996). 2-heptanone is both an alarm pheromone as well as a defensive allomone released by the dolichoderine ant *Iridomyrmex pruinosus* (Blum et al., 1966; Brown, 1980), beetle in the genus *Dyschirius* (Moore & Brown, 1979) and Honeybee in the genus *Apis* (Shearer & Boch, 1965; Brown, 1980; Malerbo- Souza & Nogueira-Couto, 2004). 2-Dodecanone which was isolated from essential oil of *Cleome monophylla* (Capparaceae) was repellent to brown ear tick, *Rhipicephalus appendiculatus* (Ndungu et al, 1995). 2-undecanone and 2-tridecanone, which are found in the gradular trichomes of wild tomatoes of the genus *Lycopersicon* (Solanaceae) are repellent to *Culex quinquefasciatus* and *Aedes aegypti* mosquitoes (Barton, 2003; Roe, 2004). 2-undecanone applied at 30% and 40% solution (vol/vol) in isopropyl alcohol to human skin was 100% active for 15 min. in preventing *Ae. aegypti* mosquito feeding on human skin (Barton, 2003). In another study, repellent activity for 2-undecanone at 100% and 50% concentration, showed residual activity of 100% at 6 hours when tested against *Cx quinquefasciatus* (Roe, 2004). This activity was more effective than 20% DEET for the comparable periods (Roe, 2004). 2-tridecanone at 100% and 50% concentration showed strong repellent activity against *Cx quinquefasciatus*

\* Correspondence: Ester Innocent; Email:innocent@chem.udsm.ac.tz

immediately after treatment and there was some residual activity after 6 hours (Roe, 2004). Therefore, since some insect cues are species specific (Collin *et al*, 1993; Faradin & Day, 2002) and due to the above mentioned repellency evidences of long chain aliphatic methyl ketones to various insects, follow up studies were conceived, in order to assess their potency as *Anopheles gambiae* s.s. repellent candidates.

Female adult *Anopheles gambiae* s.s. mosquitoes (Ifakara strain) were used in all experiments as supplied by the International Centre of Insect Physiology and Ecology (ICIPE) insectary unit in Nairobi, Kenya. The mosquito colony was originally obtained from Ifakara in Tanzania in 1996 and reared under standard insectary conditions at ICIPE. The larvae were reared in the insectary room where temperature was maintained at 32 - 36°C and fed on TetraMin® food (Tetra GmbH, Germany). Adult mosquitoes were fed on a 6% glucose solution and breeding females fed on human blood thrice a week. Rearing temperatures and relative humidity in the adult insectary were maintained at 26 - 28 °C and 70 - 80 %, respectively. Mosquitoes used in the experiment were 5 - 7 days old, initially fed on glucose (6 % solution) and then starved for 18 h, before carrying out the assays.

Authentic samples of 2-methyl ketones and N,N-diethyl-m-toluamide were used for this investigation (Table 1). The repellency assays were performed in a dark room with red light as the only source of illumination (WHO, 1996). The room temperature and humidity were controlled at  $28 \pm 2$  °C and  $70 \pm 5$  %, respectively to mimic the feeding conditions of female *An. gambiae* s.s. mosquitoes. Cages (50cm x 50cm x 50cm) made with aluminium sheet at the bottom, window screen made of pyrex on sides and top, and a cotton sockinet sleeve for accessing on the front, were used to study the dose responses.

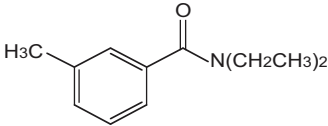
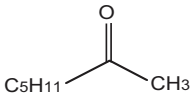
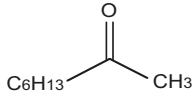
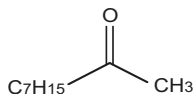
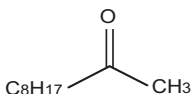
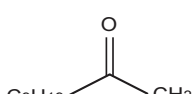
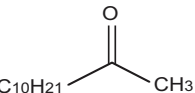
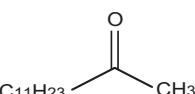
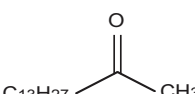
Different concentrations of samples (0.01% - 10%) were prepared by dissolving 1.0g of the samples in 10 ml of acetone followed by ten-fold dilution to obtain the subsequent concentrations. Acetone acted as a blank in all experiments. Fifty test mosquitoes and five adult human volunteers (3 males and 2 females) who did not apply any lotion, perfume, oil or perfumed soap on the day of the bioassay were used. The forearm (average area of 696.6 cm<sup>2</sup>) of each volunteer from the elbow was washed with water, left to dry and then introduced with the hand covered by a glove in order to be unattractive to mosquitoes. The test sample (1 ml) was spread evenly over the treatment area and presented one after the other to the same caged mosquitoes for a particular sample and for a particular person. Sequential exposure to high

dosages (0.01, 0.1, 1.0 and 10 %) of repellent for 3 min (one) was done. The right arm was used for the treatment while the left arm was used as a control. After bioassay of each concentration, the hands were washed using a non-perfumed soap and tap water and allowed to dry naturally for a period of about 20 min. before dispensing the subsequent concentration. The number landing on or probing the arm was counted and recorded for each volunteer. Mosquitoes were shaken off the arm before they imbibed any blood. Exposure of treatment arm and control arm was alternated to provide a standard for comparing avidity of biting

Percentage protective efficacy (PE) was calculated using the formula  $PE = (C-T/T) \times 100\%$ , where C and T are the mean numbers of mosquitoes that landed on the control and test hand, respectively (Sharm & Ansari, 1994; Matsuda *et al*, 1997; Yap *et al*, 1998). Data were subjected to one way analysis of variance (ANOVA) and mean percentage protection were compared using Student-Newman-Kuels (SNK) of the SAS package (SAS, 2000).

All methyl ketones tested in this study exhibited good protection efficacy against *An. gambiae* s.s, except for 2-heptanone and 2-octanone (Table 2) ( $P < 0.001$ ). These activities were dose-dependant. 2-dodecanone and 2-tridecanone gave 100% protection efficacy at 10% concentration, although volatility of compounds seemed to inhibit further activity at low concentration levels. 2-tridecanone gave comparable protection efficacy to DEET except at 0.1% concentration. Aliphatic methyl ketones of C7-C10 had lower activity than those of C11-C15 showing the significance of chain length to the observed activities. However, in the C11-C15 aliphatic methyl ketone series, compounds with odd carbon atoms (2-undecanone, 2-tridecanone and 2-pentadecanone) were more effective than compounds with even carbon atoms (2-decanone and 2-dodecanone) especially at high concentration levels. Due to the observed trend, it was concluded that, repellency activity was the result of differential ability of these compounds to penetrate to the active site of the *Anopheles gambiae* s.s. sensilla. Comparable repellency activity of 2-tridecanone to DEET shows that, formulations may optimize its performance as *An. gambiae* s.s. repellent candidates to be used for reducing human-vector contact thereby minimizing incidence of malaria. The fact that long chain aliphatic methyl ketones repels arthropods, including blood sucking insects calls for more investigations of the methyl ketones analogies as potential source of insect repellent including mosquitoes.

**Table 1: Chemical compounds which were tested against *An. gambiae* s.s**

Compound name	Chemical molecular formula	Purity/grade (%)	Manufacturer/ Country
DEET		97	Riedel-De Haen in U.K
2-Heptanone		GC grade	Aldrich Chemical Company, Inc. USA
2-Octanone		99	Aldrich Chemical Co Ltd Gillingham, Dorset England
2-Nonanone		99	Aldrich Chemical Co Ltd Gillingham, Dorset England
2-Decanone		95	Aldrich Chemical Co Ltd Gillingham, Dorset England
2-Undecanone		99	Sigma-Aldrich Chemie GmbH, German
2-Dodecanone		97	Fluka chemika no 30720 Switzerland
2-Tridecanone		99	Aldrich Chemical Co Ltd Gillingham, Dorset England
2-Pentadecanone		99	Aldrich Chemical Co Ltd Gillingham, Dorset England

**Table 2: Protection efficacy of long chain methyl ketones ( $\pm$  SE) to *An. gambiae* s.s bite**

Compound name	Concentration (% w/v)			
	0.01	0.1	1	10
2-Heptanone	12.3 $\pm$ 3.1 <sup>bB</sup>	17.8 $\pm$ 0.9 <sup>dB</sup>	26.8 $\pm$ 4.3 <sup>dAB</sup>	38.2 $\pm$ 7.5 <sup>cA</sup>
2-Octanone	16.8 $\pm$ 3.0 <sup>bC</sup>	30.6 $\pm$ 3.1 <sup>cB</sup>	32.9 $\pm$ 4.6 <sup>bcB</sup>	69.0 $\pm$ 6.6 <sup>bA</sup>
2-Nonanone	37.2 $\pm$ 4.2 <sup>aC</sup>	42.6 $\pm$ 3.6 <sup>bBC</sup>	53.3 $\pm$ 4.2 <sup>bcB</sup>	86.2 $\pm$ 3.6 <sup>aA</sup>
2-Decanone	8.0 $\pm$ 2.7 <sup>bC</sup>	13.8 $\pm$ 2.1 <sup>dC</sup>	34.0 $\pm$ 5.7 <sup>bcB</sup>	83.4 $\pm$ 4.5 <sup>aA</sup>
2-Undecanone	35.2 $\pm$ 6.3 <sup>aCD</sup>	50.9 $\pm$ 4.6 <sup>bBC</sup>	64.4 $\pm$ 7.7 <sup>bB</sup>	91.8 $\pm$ 5.0 <sup>aA</sup>
2-Dodecanone	24.3 $\pm$ 6.2 <sup>abC</sup>	27.1 $\pm$ 4.1 <sup>bC</sup>	53.9 $\pm$ 9.3 <sup>bcB</sup>	100 $\pm$ 0 <sup>aA</sup>
2-Tridecanone	23.5 $\pm$ 4.3 <sup>bD</sup>	44.2 $\pm$ 2.1 <sup>bC</sup>	88.3 $\pm$ 7.3 <sup>aB</sup>	100 $\pm$ 0 <sup>aA</sup>
2-Pentadecanone	17.6 $\pm$ 2.9 <sup>bD</sup>	41.6 $\pm$ 3.6 <sup>bC</sup>	65.6 $\pm$ 6.1 <sup>bB</sup>	93.3 $\pm$ 4.2 <sup>aA</sup>
DEET	13.1 $\pm$ 2.6 <sup>bC</sup>	82.7 $\pm$ 1.9 <sup>aB</sup>	100 $\pm$ 0 <sup>aA</sup>	100 $\pm$ 0 <sup>aA</sup>

Mean values with the same small letters within the same concentration level and mean values with the same capital letters for a particular treatment are not significantly different at  $p > 0.001$  by student-Newman-Kuels (SNK)

## Acknowledgements

This study was funded by the Singerberg Foundation through ICIPE research projects. We thank Mr. P.M. Njeru from the International Centre of Insect Physiology and Ecology in Nairobi, Kenya for technical support.

---

Received 29 May 29 2007

Revised 3 October 2007

Accepted 15 December 2007

## References

- Barton, V.M. (2003) Trypsin modulating oostatic factor (TMOF) and non-peptidic analogs as novel insecticides and arthropod repellents. *M.Sc. thesis*, North Carolina State University, Canada.
- Blum, M.S., Warter, S.L. & Traynham, J.G., (1966) Chemical releaser of social behaviour –IV. The relation of structure of activity of ketones as releaser of alarm of *Iridomyrmex pruinosus* (Roger). *Journal of Insect Physiology*, 12, 419-427.
- Brown, A.W.A., (1980) The first twenty-five years of the annual review of entomology: An overview. *Annual Review of Entomology*, 25, 11-27.
- Collin, D.A, Brandy, G.N. & Curtis, C.F., (1993) Assessment of the efficacy of quwenling as a mosquito repellent. *Phytotherapy Research*, 7, 17-20.
- Fradin, M.S. and Day, J.F., (2002). Comparative efficacy of insect repellents against mosquito bites. *New England Journal of Medicine*, 347, 13-18.
- Gikonyo, N.K., Hassanali, A. Njagi, P.G.N., Gitu, P.M. & Midiwo, J.O. (2002) Odour composition of preferred (Buffalo and Ox) and Non-preferred (Waterbuck) hosts of some Savanna tsetse flies. *Journal of Chemical Ecology*, 28, 961-973.
- Gikonyo, N.K., Hassanali, A., Njagi, P.G.N., Gitu, P.M. & Saini, R.K., (2003) Responses of *Glossina morsitans morsitans* to blends of electroantennographically active compounds in the odour of its preferred (Buffalo and Ox) and Nonpreferred (Waterbuck) Hosts. *Journal of Chemical Ecology*, 29, 2331-2345.
- Lewis Sr, R.J. (1996) *Sax Dangerous properties of industrial materials*, 9th edn. Van Nostrand Reinhold, NewYork.
- Malerbo-Souza, D.T. & Nogueira-Couto, R.H. (2004) Efficiency of n-octyl-acetate, 2-heptanone and citronellal in repelling bees from basil (*Ocimum sellowii* -Labiatae). *Brazilian Archive of Biology and Technology*, 47, 121-125.
- Matsuda, B.M., Surgeonar, G.A., Heal, J.D., Tuckar, A.O. & Maciarelo, M.J., (1996) Essential oil analysis and field evaluation of the citrosa plant, *Pelargonium citrosum*, as a repellent against populations of *Aedes* mosquitoes. *Journal of American Mosquito Control Association*, 12, 69-74.
- Moore, B.P. & Brown, W.V. (1979) Chemical composition of the defensive secretion in *Dyschirius bonelli* (Coleoptera: Carabidae;Scaritinae) and its taxonomic significance. *Journal of Austraria Entomological Society*, 18, 123-125.
- Ndungu, M., Lwande, W., Hassanali, A., Moreka, L. & Chhabra, S.C. (1995) *Cleome monophylla* essential oil and its constituents as tick (*Rhipicephalus appendiculatus* and maize weevil (*Sitophilus zeamais*) repellent. *Entomology and Experimental Application*, 76, 217-222.
- Nkunya, M.H.H. (2002) *Natural chemicals for disease and insect management*. Professorial Inaugural Lecture, University of Dar es Salaam, Tanzania.
- Pålsson, K. & Jaenson, T.G.T. (1998) Plant products used as mosquito repellents in Guinea Bissau, West Africa. *Acta Tropica* 72, 39-52.
- SAS Institute, (2000) *SAS Procedure Guide for Personal Computers*. Version 8.01. SAS Institute, Cary, NC, USA.
- Sharm, V.P. & Ansari, M.A., (1994) Personal protection from mosquitoes (Diptera: Culicidae) by burning neem oil in kerosene lamps. *Journal of Medical Entomology* 31, 505-507.
- Shearer, D.A. & Boch, R., (1965) 2-heptanone in the madibular gland secretion of the honeybee. *Nature* 206, 530.
- Torr, S.J., Mangwiro, T.N.C. & Hall, D.R. (1996) Response of *Glossinia pallidipes* (Diptera: Glossinidae) to synthetic repellents in the Field. *Bulletin of Entomological Research* 86, 609-616.
- Roe, R.M. (2004) Method of repelling insects. *United States Patent Application 20040242703*, Kind Code A1.

- WHO, (1996) *Evaluation and testing of insecticides*. Report of the WHO informal consultation, Geneva.
- WHO., (2003) *Malaria Vector Control: Decision Making Criteria and Procedures for Judicious Use of Insecticides*. Geneva.
- Xue, R.D., Bernard, D.R. & Ali, A., (2001) Laboratory and field evaluation of insect repellents as larvicides against the mosquito *An. albimanus* and *Ae. albopictus*. *Medical and Veterinary Entomology* 15, 374-380.
- Yap, H.H., Jahangir, K., Chong, A.S.C., Adanam, C.R., Chong, N.L., Malik, Y.A. & Rohaizat, B., (1998) Field efficacy of a new repellent, KBR 3023, against *Aedes albopictus* (Skuse) and *Culex quinquefasciatus* (Say) in a tropical environment. *Journal of Vector Ecology*, 23, 62-68.