

## Sulphur dioxide sensitivity in South African asthmatic children

H. A. STEINMAN, M. LE ROUX, P. C. POTTER

**Abstract** Sulphur dioxide (SO<sub>2</sub>) is a well-known precipitant of asthmatic attacks. Many foodstuffs are preserved with SO<sub>2</sub> and other sulphites. In this study 37 asthmatic children attending the Allergy Clinic at the Red Cross Children's Hospital were challenged with SO<sub>2</sub> in apple juice in a dose similar to that commonly ingested in soft-drinks containing this preservative. The responses of these children were compared with the responses of 22 asthmatics challenged with apple juice alone.

Sixteen out of 37 children (43,2%) challenged with SO<sub>2</sub> reacted with a fall in forced expiratory volume in 1 second (FEV<sub>1</sub>) of more than 10% compared with none of the 22 control asthmatic children challenged with apple juice alone ( $P = 0,0016$ ). Girls were found to be more sensitive than boys. A 20% or more fall in FEV<sub>1</sub> occurred in 8 (21,6%) of the children challenged with SO<sub>2</sub> compared with none in the control group ( $P = 0,039$ ). There was an individual variability in the responses of sensitive individuals to the SO<sub>2</sub> challenge. Reactions occurred in spite of maintenance medication and occurred within 5 - 30 minutes of challenge. Since sulphite sensitivity is common in asthmatic children, ingestion of sulphites should be avoided.

*S Afr Med J* 1993; 83: 387-390.

Sulphur dioxide (SO<sub>2</sub>), sodium and potassium bisulphite and sodium sulphite are widely used as preservatives in the food industry. They inhibit enzymatic browning in fresh fruit, vegetables and salads, and non-enzymatic browning in dried fruit and vegetables. They have a broad-spectrum antimicrobial action in soft-drinks, wine and maize milling. They are also used for conditioning of flour doughs, as a bleaching agent in maraschino cherries,<sup>1</sup> and as preservatives and anti-oxidants in medications.<sup>2,3</sup>

The effect of these agents on sensitive individuals is well recognised.<sup>4-7</sup> Although asthmatics are mainly affected, non-asthmatics may also be affected,<sup>8</sup> but the incidence of sulphite sensitivity in non-asthmatics is not yet known.

In a previous survey done in Cape Town, 27% of a cohort of children with asthma gave a history of being sensitive to sulphites in soft-drinks.<sup>9</sup> Since sulphite sensitivity appeared to be more common in children than in adults, this study was conducted to determine the incidence of sulphite-sensitive asthmatics (SSAs) in South African children by direct challenge.

### Patients and methods

Fifty-nine chronic asthmatic children aged 5 - 13 years, on maintenance medication who attended the Allergy Clinic at the Red Cross Children's Hospital were studied. All were atopic as evidenced by a positive radio-allergosorbent test (RAST) or skin tests to common aero-allergens, and all were familiar with the use of a Vitalograph. Only those children with FEV<sub>1</sub> values equal to or greater than 80% of their predicted values were included.

There were 24 girls and 35 boys. All children were compliant with their medication. Five of the children were steroid-dependent and 5 were being treated with sodium cromoglycate. No patients were on both drugs.

The study was conducted over a period of 3 weeks. Children were assigned to control and test groups by means of a system of random numbers. The test group consisted of 25 children (8 girls and 17 boys), and the control group of 22 children (10 girls and 12 boys) tested at 10, 15 and 30 minutes after the SO<sub>2</sub> challenge. To determine the FEV<sub>1</sub> fall at 5 minutes following an SO<sub>2</sub> challenge, a further group of 12 children (6 girls and 6 boys) were challenged with apple juice and SO<sub>2</sub>. Since an FEV<sub>1</sub> fall of more than 10% was not observed in any of the 22 controls challenged with apple juice, further controls were not studied. The results of the test groups were analysed as a single set of results.

### Challenge

The children were challenged in a double-blind manner with either pure apple juice or apple juice containing sodium metabisulphite 330 mg/l.

The sodium metabisulphite was obtained from Bromor Foods (Pty) Ltd. Three hundred and thirty milligrams sodium metabisulphite added to 1 litre of apple juice resulted in the challenge drink containing 208 parts per million (ppm) total SO<sub>2</sub> as measured by the modified Monier-Williams method (analysed by the State Health Laboratories). One hundred and ten ppm were present as bound SO<sub>2</sub> and 98 ppm as free SO<sub>2</sub> (analysed at the laboratories of Bromor Foods (Pty) Ltd).

The definitive SO<sub>2</sub> challenge tests were conducted as follows. The baseline forced expiratory volume in 1 second (FEV<sub>1</sub>) was measured after which the child was asked to drink 200 ml of the test or control juice. FEV<sub>1</sub> tests were performed pre-challenge, and at 5 minutes, 15 minutes, 30 minutes, 60 minutes and 120 minutes post-challenge. The best of three FEV<sub>1</sub> values was accepted. Children were observed for 2 hours and treated with nebulised fenoterol if a fall in FEV<sub>1</sub> of more than 20% was observed or if the child became clinically distressed.

### Pilot study

To assess whether usual asthma medication would affect the results of the SO<sub>2</sub> challenge, a pilot study group of 21 children were challenged after a sulphite-free diet 1 week before the challenge with apple juice or apple juice containing SO<sub>2</sub>. Their usual medication was withdrawn 2 days before the challenge. As results of the challenge in these children were not significantly different whether they were on or off treatment, medication was not discontinued for the main study.

#### Departments of Clinical Science and Immunology and Dietetics, University of Cape Town

H. A. STEINMAN, M.B. CH.B., D.C.H. (S.A.)

M. LE ROUX, B.SC. MED. HONS (DIETETICS), DIP. HOSP.

DIETETICS (Present address: Frere Hospital, East London)

P. C. POTTER, M.D., F.C.P. (S.A.), D.C.H. (S.A.)

Statistical analyses were performed with Epi-Info 5 and Statgraphics; Fisher's exact test and the chi-square test with Yates' correction were utilised.

Permission for the study was obtained from the parents of the children and from the Ethical Review Committee of the University of Cape Town Medical School.

## Results

### Magnitude of the fall in FEV<sub>1</sub>

Sixteen (43,2%) of the 37 challenged with apple juice containing SO<sub>2</sub> showed a fall in FEV<sub>1</sub> of 10% or more in contrast to none in the control group challenged with apple juice alone ( $P = 0,0016$ ). A fall in FEV<sub>1</sub> of 20% or more occurred in 21,6% of children in the former group ( $P = 0,039$ ) (Table I). Nine (64,3%) of the 14 girls showed a fall in FEV<sub>1</sub> of 10% or more compared with 7 (30,4%) of the 23 boys (Table I). A 20% fall in FEV<sub>1</sub> occurred in 5 (21,7%) of the boys and 3 (21,4%) of the girls. One child required nebulisation soon after ingestion of the drink as she became clinically distressed; she was excluded from the rest of the study. Six patients (3 girls and 3 boys) had a persistent FEV<sub>1</sub> fall of more than 20% at 30 minutes requiring nebulisation with fenoterol.

The mean FEV<sub>1</sub> difference was 11,1% between test and control groups at 15 minutes ( $P = 0,012$ ) and of 17,9% at 30 minutes ( $P = 0,00034$ ) (Fig. 1).

TABLE I.  
Percentage of children reacting to an SO<sub>2</sub> challenge

FEV <sub>1</sub> fall	Boys	Girls	Total
> 10%	30,4%	64,3%	43,2%
	7/23	9/14	16/37
> 20%	21,7%	21,4%	21,6%
	5/23	3/14	8/37

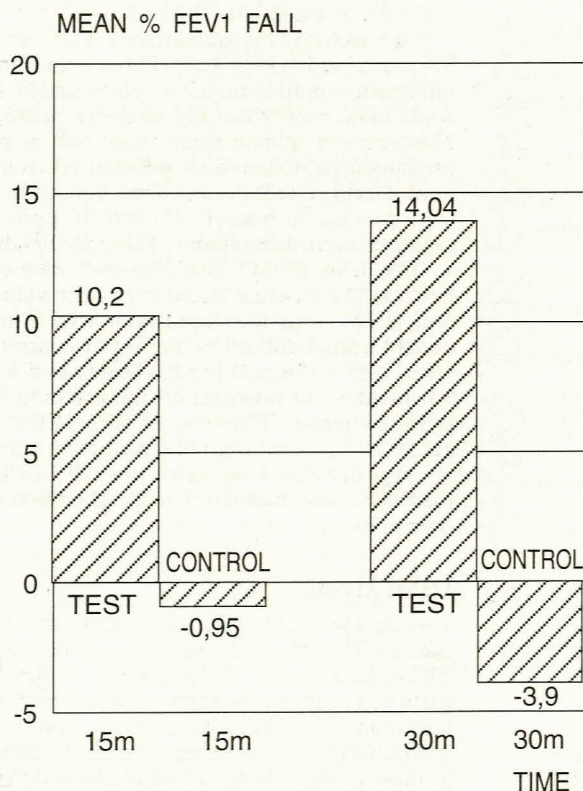


FIG. 1.  
Mean FEV<sub>1</sub> fall (%) following a sulphur dioxide challenge.

### Variability of onset and recovery of fall in FEV<sub>1</sub>

There was a difference in the response to the SO<sub>2</sub> challenge in different individuals in respect of time. Some children reacted to the challenge within 5 minutes and others after a longer period. Spontaneous recovery of the FEV<sub>1</sub> was also variable in different children. More girls reacted within the first 10 minutes after the challenge with an FEV<sub>1</sub> fall of 10% or more, observed in 66,7% (4/6) at 5 minutes post-challenge as compared with 35,7% (5/14) at 15 minutes and 42,9% (6/14) at 30 minutes (Fig. 2). This illustrates the variability of the onset and recovery of their reactions to challenge. This was not apparent in the boys, with a fall in FEV<sub>1</sub> of 10% or more observed in 16,7% (1/6) at 5 minutes, 21,7% (5/23) at 15 minutes, and 17,4% (4/23) at 30 minutes (Fig. 3).

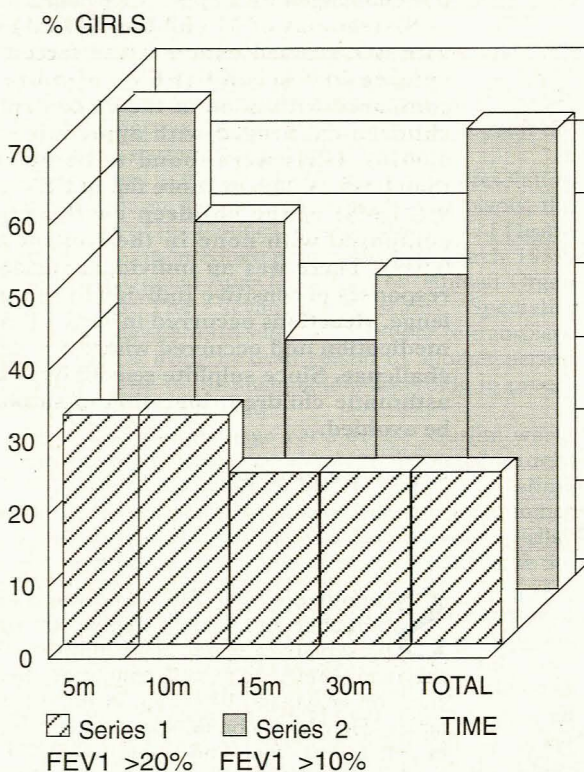


FIG. 2.  
Percentage of girls reacting to a sulphur dioxide challenge.

Three patients had an FEV<sub>1</sub> fall of more than 20% from 5 minutes to 30 minutes whereas 1 girl had an FEV<sub>1</sub> greater than 20% at 5 minutes but recovered spontaneously by 10 minutes. Another had an FEV<sub>1</sub> fall of greater than 10% at 15 minutes but recovered by 30 minutes. Two children had a normal FEV<sub>1</sub> at 15 minutes and their FEV<sub>1</sub> only fell at 30 minutes whereas 3 had an FEV<sub>1</sub> fall greater than 10% at 15 minutes but recovered by 30 minutes.

One boy had no fall in FEV<sub>1</sub> but developed severe coughing which only resolved following nebulisation with fenoterol.

Of the 37 children challenged 5 were on steroids (1 girl and 4 boys). Only 2 reacted with an FEV<sub>1</sub> fall of more than 10%. The girl had an FEV<sub>1</sub> fall of 11% at 15 minutes and one boy an FEV<sub>1</sub> fall of more than 20%. Both recovered spontaneously.

Five children challenged with SO<sub>2</sub> were on sodium cromoglycate (4 girls and 1 boy). Three girls had an

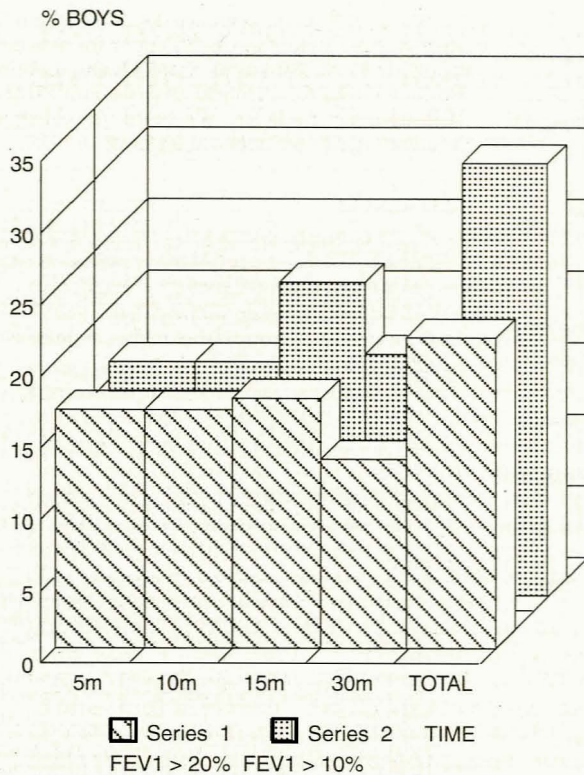


FIG. 3. Percentage of boys reacting to a sulphur dioxide challenge.

FEV<sub>1</sub> fall greater than 10%, one of which fell more than 20% and required nebulisation with fenoterol. Two remained unaffected.

### Discussion

This is the first direct sulphite challenge study performed in South Africa in children with chronic asthma, and objectively confirms and extends our previous report of a high incidence of sensitivity to this food preservative as determined by history alone.<sup>9</sup>

This is also the first study in which the incidence of an FEV<sub>1</sub> fall of 10% or more in asthmatic children challenged with sulphites was determined. The standard employed in previous studies for a significant change following inhalation challenge procedures is an equal to or more than 20% fall in the FEV<sub>1</sub>.<sup>10</sup> We have found that the incidence of a fall in the FEV<sub>1</sub> of 10% or more is not only statistically significantly different in the test and control groups, but is also particularly clinically relevant as the majority of these patients were asymptomatic. It is well known that the effect of SO<sub>2</sub> is cumulative and therefore that those children who drink more soft-drinks, e.g. in summer, experience greater falls in FEV<sub>1</sub>.

The challenge dose we used represents the approximate dose of SO<sub>2</sub> that a child is likely to ingest when drinking 200 - 250 ml of a soft-drink preserved with it. Levels of this preservative vary between different soft-drinks and even in the same soft-drink, depending on factors such as the freshness of the drink.

The reported prevalence of SSAs varies between 3,9% and 10% in adult asthmatics.<sup>4,7</sup> By contrast two recent studies have reported that 35,3 - 65,5% of children with chronic asthma are SSAs.<sup>11,12</sup> Towns and Mellis<sup>12</sup> found that a challenge with 50 mg of sodium metabisulphite resulted in a more than 20% FEV<sub>1</sub> fall in

19 (66%) of the 29 children in his test group, and 6 (21%) of those children challenged with 25 mg. By contrast, 21% of our children experienced an FEV<sub>1</sub> fall of 20% or more with a dose of 66 mg sodium metabisulphite. Their method of administration delivered all the SO<sub>2</sub> unbound. In our study only 47% of our dose was unbound and this resulted in an effective 31 mg challenge dose.

As in previous studies the onset of reaction occurred within a few minutes to 30 minutes.<sup>4,6,13</sup> We observed a marked variability in the onset of reactions in our SSAs. Some react at 5 minutes, others only later. Furthermore, those who react early may recover spontaneously, or may persist with bronchospasm for 30 minutes or longer. Eight of 37 children whose FEV<sub>1</sub> fell 20% or more appeared to react to the sulphite soon after ingestion, and the fall in FEV<sub>1</sub> was sustained until relieved by nebulisation with fenoterol. Only 1 had resolved spontaneously by 30 minutes.

One child developed a severe coughing spell even though his FEV<sub>1</sub> remained within normal levels. His coughing was relieved by nebulisation with fenoterol. The induction of severe coughing by sulphite challenge requiring β<sub>2</sub>-stimulants by means of nebulisation has been described previously.<sup>13</sup>

Delayed reactions can occur after 12 hours,<sup>12</sup> but we did not conduct FEV<sub>1</sub> monitoring beyond 2 hours in our study. Our previous study suggested a dose-dependent effect<sup>9</sup> and this has been confirmed by other studies.<sup>4,6,13</sup>

Only 2 of the 5 children on steroid therapy reacted with an FEV<sub>1</sub> fall of 10% or more, but they resolved spontaneously. Oral and inhaled steroids were not stopped as they are not thought to influence bronchial challenge studies.<sup>14</sup> Previous studies in adults and children have shown that steroid-dependent asthmatics are more sensitive to sulphites.<sup>12,15</sup>

Although sodium cromoglycate has been shown to have a protective effect in some studies,<sup>16-18</sup> 3 of the 5 children in our study were not protected. A similar finding was reported by Dixon.<sup>19</sup> Nedocromil sodium has been shown to be an effective protector against bronchospasm caused by SO<sub>2</sub>.<sup>19,20</sup>

The sulphite preservatives are probably the most widely used chemical preservatives, particularly sodium metabisulphite; its active products are SO<sub>2</sub> and bisulphite when in solution. Common foodstuffs that may contain sulphites are listed in Table II.

Several factors determine whether an SSA will react to a foodstuff that contains sulphite. The level of sulphite preservative legally permitted in a foodstuff varies for different foods, and different types of foodstuffs bind SO<sub>2</sub> to varying degrees. An inherent variability in SSAs' reactions to sulphites is also apparent.

It is evident from a number of our patients who remained asymptomatic in the presence of an FEV<sub>1</sub> fall of more than 10%, that a history alone is unhelpful in the diagnosis of an SSA. Objective challenge tests are more reliable for the detection of the child with SO<sub>2</sub> sensitivity, but a history of repeated reactions to foodstuffs that contain SO<sub>2</sub> is clearly helpful.

Although some clinicians may consider it dangerous to challenge asthmatics, we feel that it is probably better to know which children are sensitive than to expose the child to chronic subclinical bronchospasm induced by diet. Obviously patients who are clearly sensitive on history should not be challenged. An SO<sub>2</sub> challenge in children with suboptimal respiratory function can be dangerous and children should only be challenged if their FEV<sub>1</sub> is greater than 80%. We do not consider that routine challenge with SO<sub>2</sub> should be performed in all asthmatics at this stage but would recommend that all asthmatic children avoid foodstuffs that contain SO<sub>2</sub> (Table II).

**TABLE II.**  
**Possible sources of sulphites in foodstuffs\*†**

Food category	Type of food
Beverages	Soft-drinks, fruit juices, grape juice (esp. citrus drinks)
Alcoholic beverages	Wine, beer, cocktail mixes
Condiments	Wine, vinegar, pickles, salad dressings
Confections	Molasses
Dips	Avocado and other dips
Fish	Canned or fresh shrimps, shellfish
Fresh fruit/vegetables	Grapes, fresh pre-cut potatoes
Gravies	Gravies, sauces
Processed fruits	Dried fruit, fruit juice concentrates, purees, dried coconut
Processed vegetables	Instant mashed potatoes, restaurant salad bars, dried vegetables, canned or pickled vegetables, salad dressings, purees
Processed meats	Sausage (boerewors), cold meats, pâté
Puddings	Fruit fillings, gelatin
Grain products	Cornstarch, gravies, noodle rice mixtures
Jams, jellies	Jams, jellies
Snack foods	Dried fruit snacks
Soups	Dried or canned soups
Sweet sauces/syrups	Molasses, pancake syrup, corn or maple syrup

\* Full list of soft-drinks in Steinman and Weinberg.<sup>9</sup>

† Sulphites include: sulphur dioxide, sodium or potassium bisulphite, sodium or potassium metabisulphite, sodium sulphite.

Acute bronchospasm induced by SO<sub>2</sub> usually responds to inhaled β<sub>2</sub>-agonists. Howland and Simon<sup>13</sup> suggest that SSAs who are seriously affected should probably carry adrenaline inhalers (Medihaler-Epi) with them to treat possible severe reactions.

Education and avoidance of foodstuffs containing sulphites remain the mainstay of treatment, but hidden unlabelled sources are still a problem in South Africa. This problem is at present being actively addressed by food legislating groups and we are lobbying for stricter food labelling practices.

We would like to acknowledge Sisters Ann Toerien and Rika van der Vyfer, and Bev Pepper for assistance with the trial, Mr J. M. Stokol at State Health Laboratories and Bromor Foods for chemical analysis, and Professor Eugene Weinberg for guidance. We thank the Allergy Society of Southern Africa for financial support.

**REFERENCES**

- Taylor SL, Higley NA, Bush RK. Sulfiters in food: uses, analytical methods, residues, fate, exposure assessment, metabolism, toxicity, and hypersensitivity. *Adv Food Res* 1986; **30**: 1-76.
- Settipane GA. Adverse reactions to sulfiters in drugs and foods. *J Am Acad Dermatol* 1984; **10**: 1077-1080.
- Settipane GA. Updated list of sulfiters in drugs and foods. *NER Allergy Proc* 1984; **5**: 243-245.
- Taylor SL, Bush RK, Selner JC, et al. Sensitivity to sulfited foods among sulfite-sensitive subjects with asthma. *J Allergy Clin Immunol* 1988; **81**: 1159-1167.
- Bush RK, Taylor SL, Busse W. A critical evaluation of clinical trials in reactions to sulfiters. *J Allergy Clin Immunol* 1986; **78**: 191-202.
- Stevenson DD, Simon RA. Sensitivity to ingested metabisulfiters in asthma subjects. *J Allergy Clin Immunol* 1981; **68**: 26-32.
- Simon RA. Sulfite sensitivity. *Ann Allergy* 1986; **56**: 281-288.
- Celeste A. Update on sulfiters. *Assoc Food Drug US Off Q Bull* 1986; **50**: 46.
- Steinman HA, Weinberg EG. The effects of soft-drink preservatives on asthmatic children. *S Afr Med J* 1986; **70**: 404-406.
- Chai H, Farr RS, Forelich LA, et al. Standardization of bronchial inhalation challenge procedures. *J Allergy Clin Immunol* 1975; **56**: 323-327.
- Friedman ME, Easton JG. Prevalence of positive metabisulfite challenges in children with asthma. *Pediatr Asthma Allergy Immunol* 1987; **1**: 53.
- Towns SJ, Mellis CM. The role of acetylsalicylic acid and sodium metabisulfite in chronic childhood asthma. *Pediatrics* 1984; **73**: 631.
- Howland WC, Simon RA. Sulfite-treated lettuce challenges in sulphite-sensitive subjects with asthma. *J Allergy Clin Immunol* 1989; **83**: 1079-1082.
- Weber RW, Hoffman M, Raine DA, et al. Incidence of bronchoconstriction due to aspirin, azo dyes, non-azo dyes, and preservatives in a population of perennial asthmatics. *J Allergy Clin Immunol* 1979; **64**: 32-36.
- Bush RK, Taylor SL, Holden K, Nordlee JA, Busse W. Prevalence of sensitivity to sulfiting agents in asthmatic patients. *Am J Med* 1986; **81**: 816-820.
- McClellan MD, Wanger JS, Cherniack RM. Attenuation of the metabisulfite-induced bronchoconstrictive response by pretreatment with cromolyn. *Chest* 1990; **97**: 826-830.
- Koenig JQ, Marshall SG, Van Belle G, et al. Therapeutic range cromolyn dose-response inhibition and complete obliteration of SO<sub>2</sub>-induced bronchoconstriction in atopic adolescents. *J Allergy Clin Immunol* 1988; **81**: 897-901.
- Nichol GM, Nix A, Chung KF, Barnes PJ. Characterisation of bronchoconstrictor responses to sodium metabisulphite aerosol in atopic subjects with and without asthma. *Thorax* 1989; **44**: 1009-1014.
- Dixon CMS, Fuller RW, Barnes PJ. The effect of nedocromil sodium on sulphur dioxide-induced bronchoconstriction. *Thorax* 1987; **42**: 462-465.
- Dixon CMS, Ind PW. Metabisulphite-induced bronchoconstriction: mechanisms. *Am Rev Respir Dis* 1988; **137**(4) Part 2, suppl: 238.