









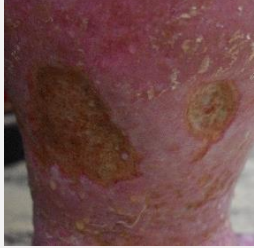
HOW TO CITE:





Turner MJ, Van Vuuren S, Leigh-de Rapper S. Analysing patient factors and treatment impact on diabetic foot ulcers in South Africa [supplementary material]. S Afr J Sci. 2024;120(3/4), Art. #16301. <https://doi.org/10.17159/sajs.2024/16301/suppl>




Supplementary table 1: Reference and comparison between local and international ulcer grading systems in relation to patient clinical wound appearance and file

Patient code	Foot ulcer ^a	Severity (SAASP Guideline)	Wagner classification	Previous amputation
A001		Moderate	Grade 2	No
A002		Moderate	Grade 2	No
A003		Mild	Grade 2	Yes
A003 ^b		Mild	Grade 1	Yes
A004		Mild	Grade 1	No







Patient code	Foot ulcer ^a	Severity (SAASP Guideline)	Wagner classification	Previous amputation
A005		Mild	Grade 2	No
A006		Moderate	Grade 2	Yes
A007		Mild	Grade 1	Yes
A007 ^b		Moderate	Grade 4	Yes
A008		Mild	Grade 2	No
A009		Mild	Grade 3	No

Patient code	Foot ulcer ^a	Severity (SAASP Guideline)	Wagner classification	Previous amputation
A009 ^b		Mild	Grade 1	No
A010		Moderate	Grade 3	Yes
A011		Mild	Grade 2	Yes
A012		Mild	Grade 2	No
A012 ^b		Mild	Grade 1	No
A013		Mild	Grade 2	Yes





Patient code	Foot ulcer ^a	Severity (SAASP Guideline)	Wagner classification	Previous amputation
A014		Moderate	Grade 3	Yes
A015		Moderate	Grade 2	No
A016		Moderate	Grade 3	No
A017		Mild	Grade 2	No
A017 ^b		Moderate	Grade 4	No
A018		Moderate	Grade 3	No

Patient code	Foot ulcer ^a	Severity (SAASP Guideline)	Wagner classification	Previous amputation
A018 ^b		Mild	Grade 1	No
A019		Moderate	Grade 4	Yes
A020		Mild	Grade 2	No
A021		Mild	Grade 1	No
A022		Mild	Grade 1	Yes
A023		Moderate	Grade 1	No

Patient code	Foot ulcer ^a	Severity (SAASP Guideline)	Wagner classification	Previous amputation
A024		Mild	Grade 1	No
A025		Mild	Grade 1	Yes
A026		Mild	Grade 1	No
A027		Moderate	Grade 4	Yes
A028		Mild	Grade 2	No
A029		Severe	Grade 4	Yes

Patient code	Foot ulcer ^a	Severity (SAASP Guideline)	Wagner classification	Previous amputation
A030		Moderate	Grade 4	No
A031		Mild	Grade 3	Yes
A032		Moderate	Grade 4	Yes
A033		Moderate	Grade 5	No
A034		Moderate	Grade 3	No
A035		Mild	Grade 2	Yes

Patient code	Foot ulcer ^a	Severity (SAASP Guideline)	Wagner classification	Previous amputation
A036		Mild	Grade 2	No
A037		Moderate	Grade 3	Yes
A038		Mild	Grade 1	Yes
A039		Moderate	Grade 3	Yes
A040		Mild	Grade 1	No
A041		Mild	Grade 2	No

Patient code	Foot ulcer ^a	Severity (SAASP Guideline)	Wagner classification	Previous amputation
A042		Mild	Grade 2	Yes
A043		Mild	Grade 1	No
A044		Mild	Grade 1	Yes
A045		Mild	Grade 2	No

SAASP, South African Antimicrobial Stewardship Programme

^aAll patients provided signed consent to have a photograph of their wound taken and used, provided that patient confidentiality was maintained.

^bPatients who presented with a second diabetic foot ulcer.