

SYNTHESIS AND ANTIMICROBIAL ACTIVITY OF AZINE AND 3, 4, 5 – TRIMETHOXY SUBSTITUTED AZINE

¹ P. O. Osarumwense

¹*Department of chemical science, Ondo State University of science and technology Ondo State Nigeria.
 Corresponding Author: E-mail. Osarodion.peter@yahoo.com*

Received: 26-04-17

Accepted: 22-06-17

ABSTRACT

Azine and the substituted 3, 4, 5 – trimethoxy azine were synthesized by the condensation of the corresponding Benzaldehyde and substituted Acetophenone with hydrazine hydrate. The compounds synthesized were characterized and screened for anti-microbial activity against Bacillus species, Escherichia coli, Klebsiella pneumonia, serratia marcensces and candida albicans.

Key words: Azine, antimicrobial activity, 3, 4, 5 – trimethoxy substituted azine

INTRODUCTION

Azines may be further classified as aldazines or ketazines, depending on the nature of the carbonyl compound. (Moss et.al:1995, and IUPAC, compendium of chemical Terminology 2006).

Azines may also be named by substitutive or functional class nomenclature. (panico R etral; 1993 and IUPAC, chemical Nomenclature and structure Representation chemistry 2004).

In older nomenclature, the functional class name “ketazine” has been used with the names hydrocarbhy substituents: e.g “methyl, ethyl ketazine”. In substitutive nomenclature, azines are named as derivatives of hydrazine: hence, “diisopropylidenehydrazine”. In the presence of groups of higher seniority, the prefixes “hydrazinylidene” and hydrazinediylidene” are used. (IUPAC, chemical Nomenclature and structure Representation Division, 2004)

Unsymmetrical azines, that is compounds of the type $X=N-N=Y$ with $X \neq Y$, are not

named as azines: in the absence of other functional groups having higher seniority, they can be named as substituted hydrazones. (Rigaudy *et. al* 1979)

Enormous research work has been carried out on different kinds of azines, both symmetrical and asymmetrical concerning their application in diverse fields (Sarojini etal: 2006, zyss etal 1994 and Nalwa *et al*, 1993).

Azines act as biologically and pharmacologically important molecules. (Bodtke *et al*; 2005.)

Introduction of nitro group in organic molecules, sometimes, enhances its biological profile mainly due to the electronegative nature of the nitro group. (Kumaraswamy *et al*, 2005, Mahadevan *et al*, 2002, Vaidya *et al* 2003) and 2004)

Research and development of potent and effective antimicrobial agents represent one of the most important advance in

therapeutics: the main aim of these efforts is not only to control the serious infections, but also prevention and treatment of some infectious complications of other therapeutic modalities such as cancer chemotherapy and surgery. (Serap Basoghe *et al*, 2013).

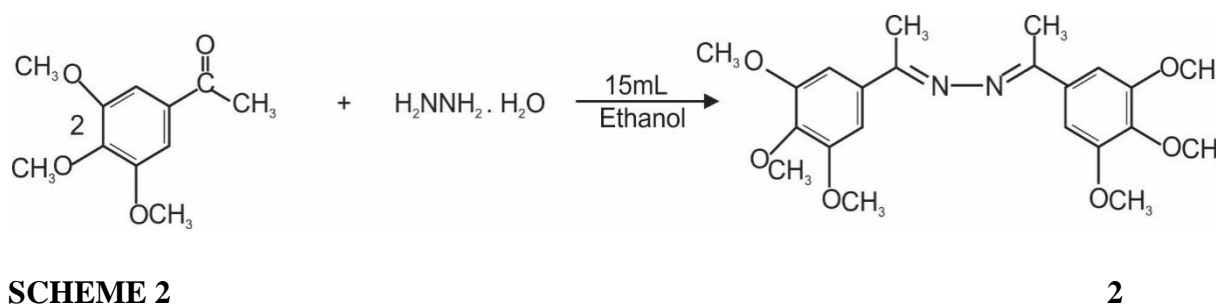
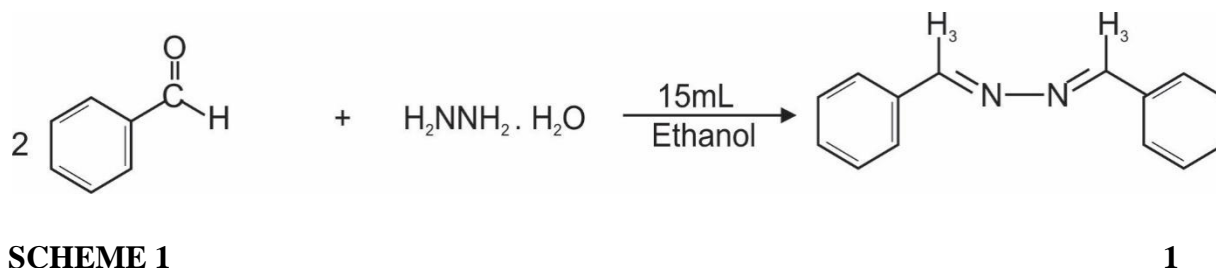
This research is thus aimed at synthesizing and testing the antimicrobial activity of azine and substituted 3,4,5 – trimethoxyl azine from phenyl acetone and 1, 4, 6 trimethoxy benzaldehyde respectively.

MATERIALS AND METHODS

General Experimental Procedure

All reagents and solvents were purchased from sigma-Aldrich chemical suppliers in

Germany. Melting point were determined of a koffer hot stage apparatus and were uncorrected. IR spectra were recorded on a Buck. Scientific IR M500 instrument. The ^1H and ^{13}C NMR spectra were recorded in DMSO at 400 MHz with HAZ. VOLATILES V₂: M. Chemical shift are reported in ppm relative to tetra-methylsilane ((CH₃)₄Si) as a standard. Gas chromatography Mass spectra were obtained on a HAZ VOLATILE V2. M (400MHz₂) and chemical shifts are reported in ppm relative to tetramethylsilane as reference standard. Elemental analysis agreed favourable with the calculated values. Analytical thin layer chromatography (TLC) was used to monitor the reactions



Synthesis of Azine and substituted Azine

A mixture of Benzaldehyde (15ml, 1.02g)(compound 1), 3,4,5 Trimethoxy Acetophenone(compound 2) and hydrazine hydrate (5mL, 0.1mol) was heated and refluxed with stirring using magnetic stirrer

in ethanol (15mL) for 20minuts (monitored by TLC). Ethanol was removed from the mixture under reduced pressure. The product on recrystallization from proper solvent gave yellow crystals. Compound 1

Yield 11.5374g (91%); Compound 2 Yield 8.243g (70%);

Evaluation of Antimicrobial Activity

Agar well diffusion method was utilized for the antimicrobial activity. (Okeke M . E). Six species: *Staphylococcus aureus*(ATCC10145), *Bacillus species* (NCTC 8236), *Escherichia coli*(ATCC 25922), *Klebsiella pneumonia* (NCTC 10418), *Pseudomonas aeruginosa*, (ATCC 10145))and *Candida albicans* (ATCC24433) stock cultures were used. The test organisms were obtained from the Pharmaceutical Microbiology Department of the University of Benin, Benin City, Nigeria. The test organisms were cultured overnight in nutrient broth, diluted to the

turbidity of 0.5 McFarland standard. Broth culture (0.2 mL) were seeded on nutrient agar (for bacterial organisms)or Sabouraud dextrose agar (for the fungus) and allowed to dry. The various concentrations of the compounds (20 – 640 mg/mL) were introduced. The culture plates were incubated at 37°C for 24h (for bacterial organisms) or at room temperature (28°C) for 48 h (for the fungus). The results were taken by considering the zones of inhibition by the test compounds. Ciprofloxacin (20 mg/mL) was used as positive control while the vehicle (10% DMSO) was used as negative control. Activity and inactivity were observed in accordance with standard and accepted method. (Mackie .R.).

CONTROL DRUGS



Figure 1: The effect of Control Drugs : CIPROFLOXOCIN(for bacterial), KETOKONAZOL(for fungus), toward studied bacteria. SA=Staphylococcus aureus, BS= Bacillus species, EC=Escherichia coli, KP=Klebsiella pneumonia, PA= Pseudomonas aeruginosa and CA=Candida albicans

Significantly different from Ligand at $P < 0.05$, Values are in mm.

COMPOUND

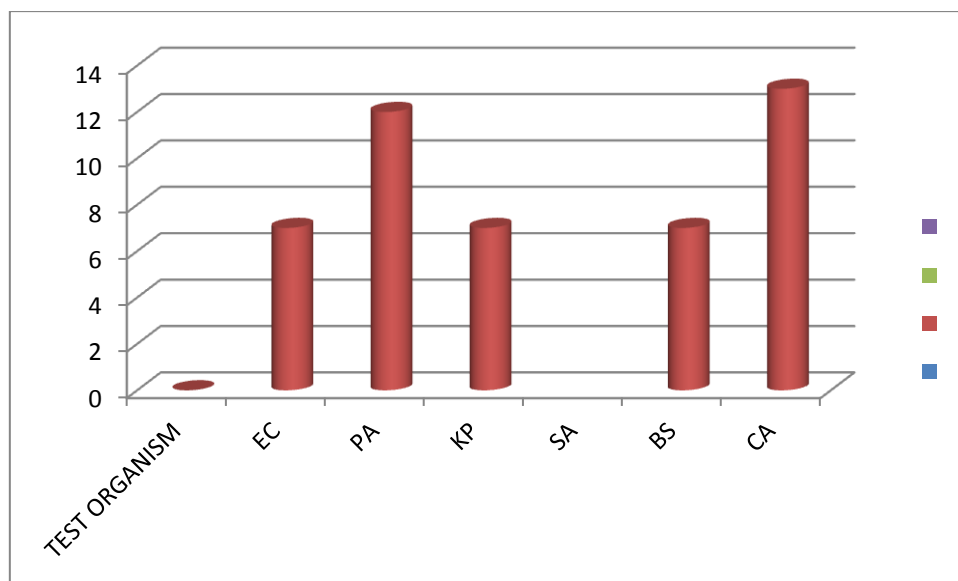


Figure 2. The effect of the compound 2 toward studied bacteria. SA=Staphylococcus aureus, BS= Bacillus species, EC=Escherichia coli, KP=Klebsiella pneumonia, PA= Pseudomonas aeruginosa and CA=Candida albicans Significantly different from Ligand at $P < 0.05$, Values are in mm.

COMPOUND 2

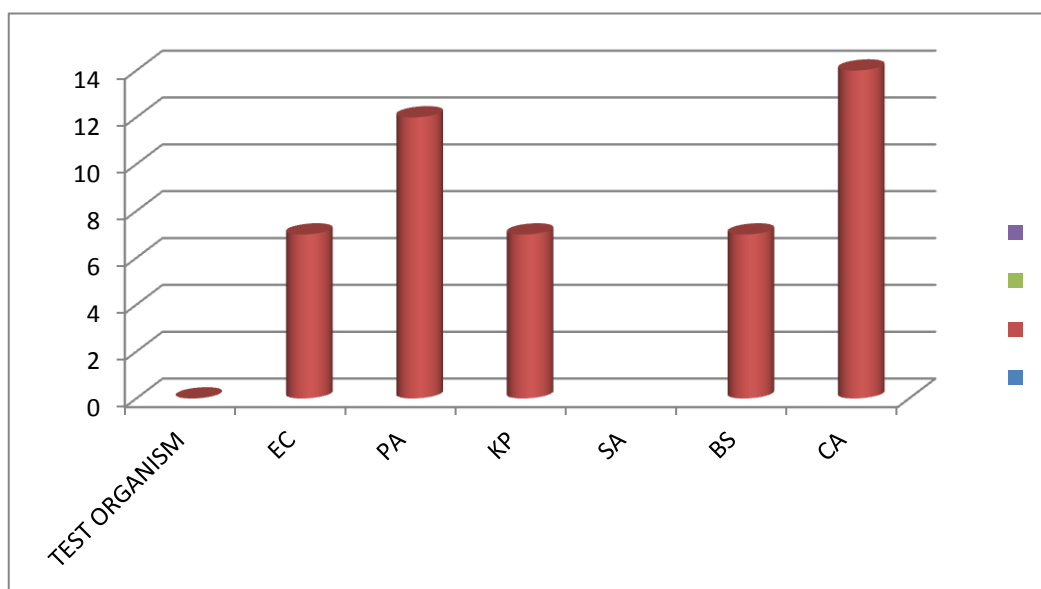


Figure 3. The effect of the compound 2 toward studied bacteria. SA=Staphylococcus aureus, BS= Bacillus species, EC=Escherichia coli, KP=Klebsiella pneumonia, PA= Pseudomonas aeruginosa and CA=Candida albicans Significantly different from Ligand at $P < 0.05$, Values are in mm

Table 3: Minimum inhibitory concentrations (MIC) in mg/mL of tested compounds against tested standard microorganisms

TEST ORGANISM	COMPOUND	
	1	2
Escherichia coli	7.00	7.00
Bascillus species	7.00	7.00
Staphylococcus aureus	-	-
Klebsiella pneumonia	6.00	6.00
Pseudomonas aureus	6.00	6.00
Candida albicans	7.00	8.00

Azine and 3,4,5-Trimethoxyl Azine

Compound 1: Yield 93% mp – 92-94⁰C IR (RBr, cm⁻¹): 3067 (ArCH), 1607, 1626, 1549 ¹H NMR (400 MH₂, DMSO) ppm 4.72 (S,2H), 4.54 (S,3H), 7.71 (d,3H),7.71(d,3H), 7.82 (d,3H) ,8.41(d,2H). ¹³C NMR (400 MH₂, DMSO) ppm 56.14, 110.54, 128.74, 139.85, 146.19. anal cal for C₁₆H₁₆N₂. C. 81.34, H. 6.78
 Found: C. 81.40, H. 6.81

Compound 2; yield 70% mp 210-212⁰C. IR (KBr, cm⁻¹): 3091 (ArCH), 1609, 1628, 1553, ¹H. NMR (400MH₂, DMSO) ppm 4.74 (S,2H) 4.53 ((S, 2H), 7.13 (d, 3H), 7.31 (d, 3H),7.41 (d, 3H), 7.71(d,3H),7.81 (d, 3H),7.84(S, 2H), 7.78 (d,3H), 8.17 (d,3H),8,32(d,3H). ¹³CNMR (400 MN₂, DMSO) ppm 46.74, 12.19, Anal cal for C₂₀H₃₀N₂. C. 80. 5 4 H. 10. 5 0, Found. C. 80. 50, H. 10.09

RESULTS AND DISCUSSION

The present study reported the synthesis of two compounds, Azine (1) and substituted 3,4,5-trimethoxyl Azine (2). The azine and the substituted 3,4,5-trimethoxyl azine were

synthesized by the condensation of benzaldehyde and 3,4,5-trimethoxyl Acetophenon with hydrazine hydrate.

The compounds were investigated for their antimicrobial activity. The compounds synthesized exhibited promising antimicrobial activity against *Pseudomonas aureus* and *Candida albicans*. The antimicrobial activity of the compounds showed that compound 1 had an inhibition zone of 12mm and 13mm for *Pseudomonas aereginosa* and *Candida albicans*, while compound 2 had an inhibition zone of 12mm and 14mm against *Pseudomonas aereginosa* *Candida albicans* respectively. This suggest that compound 2 (Azine from trimethoxyl Acetophenone) had a higher inhibitory action against *Candida*

. Table 3 Showed the MIC of both compounds against the susceptible organisms. Compound 1 had MIC between (6 and 7 mg/mL) then compound 2 between (6 and 8 mg/kg) against the various microorganisms (table 3). This indicated that compound 2 is slightly more active compared to compound 1.

The present work showed that compound 2 (Azine from trimethoxyl Acetophenone) had higher inhibitory activity against *Candida albicans* microbes than compound 1.

The author is thankful to all the people that contributed to this work. The author appreciates the assistance of Dr. Marvis E. in England for running the spectra and the Department of Pharmaceutical Microbiology at the University of Benin who supplied the test organisms.

REFERENCES

- Bodtke A. Pfeifer WD, Ahrens Lauger NP. (2005). Synthesis and antimicrobial activity of asymmetrical azines derived from naphtho[2,1-b]furan Tetrahedron. 61:10926.
- IUPAC, compendium of chemical terminology 2nd ed (The Gold Book) online corrected version: (2006) azines (<http://goldbook.iupac.org/A00557.html>) IUPAC, compendium of chemical terminology, 2nd ed. (the gold book) (1997). Online corrected version (2006) ketazines (<http://goldbook.iupac.org/k03377.html>)
- IUPAC, compendium of chemical terminology, 2nd ed. (the “The Gold Book”) online \corrected Version: (2006) azine(<http://goldbook.iupac.org/A00557.html>)
- Kumarasuarry MN, Vaidya VP (2005) **The Concept of Functional Groups** Indian J. Heterocyclic Chem. 14:193
- Mackie R, Mc.C Cartney, Practical Medicinal Microbiology 3rd edition, Vol.2 Churchill Livingstone (Publishers), London and New York.(1984); Pp. 100-106, 121, 141, 163-167, 303, 432-491.
- Mahadevan KM, Padmashali B Vaidya VP. (2002).Synthesis and pharmacological evaluation of some naphtho [2, 1-b] furo [3, 2-d] pyrimidines. Indian J. Heterocyclic Chem.11:1 .
- Moss, G.P.; smith, P.A.S., Tavernier D (1995), glossary of class names of organic compounds and reactivity intermediates based on structure (IUPAC recommendations 1995) pure apple chem. 67 (8-9): 1307 -75 at 1321, doi: 10.1351/pac.199567081307
- Nalua HS, Kakula Mukoh A. (1993). Influence of nonstoichiometry on the Urbach’s tails of absorption spectra for CuInSe₂ single crystals. J. Applied Phys. 1993. Y3. 47
- Okeke ,M.L, Iroegbu, C .U, Eze,E.N, Okoli, A .S, Esimone,C .O .(2001). Evaluation of extracts of the root of *Landolphia owerriense* for antibacterial activity. *J. ETHNOPHARMACOL* 78 :119-127.
- Panico R, Powel WH, Richer JC, Eds (1993). A Guide To IUPAC Nomenclature Of Organic Compounds. IUPAC/ Blackwell Science .P. 105. ISBN 0-632-034882

- Rigaudy, J.; Kelsney. S.P. Eds (1979). Nomenclature Of Organic Chemistry. IUPAC/Pengamon Press. ISBN 0-08022-3699.
- Sarojini, B.K., Narayana, B., Ashalatha, B.V., Indira, J., Lobo, K.G. (2006) Synthesis, crystal growth and studies on non-linear optical property of new chalcones(2006)J. Cryst. Growth,295(1),pp.54-59.
- Serap Basoglic, Melten Yolal, Serpil Demicry, Nechlihan Demirbas, Hakan Bektas And Sengeel Alpay Karaoglu (2013). Design, Synthesis And antimicrobial activities of some A2ole Deminatives. Acta Polomiae pharmaceutics' drug research Vol 70 No. 2pp. 229-236, issn 0001-6837. Polish pharmaceutics society.
- Veena K, Ramaiah M, Shashikaladeyi K, Avinash T.S A Nd Vaidya V.P (2011). Synthesis And Antimicrobial Activity Of Asgmmentrical Azines Derived From Naptho [2,1-B] Furan. J. Chem, Pharm. Res, 3(5): 130-135.
- Wagner – Jauregg .T. (1976). Excited-States-and-Photochemistry-of-Organic-Molecules-Klessinger-M-Michl-J-VCH-1995.pdf Synthesis 349. R. Huisgen, Angew. Chem, Int. Ed.
- Zyss, Joseph** (1994)Molecular Nonlinear Optics: Materials, Physics, and Devices (Quantum Electronics--Principles and Applications) Published by Academic Press (1994) ISBN 10: [0127844503](https://www.isbn-international.org/product/0127844503) ISBN 13: [9780127844503](https://www.isbn-international.org/product/9780127844503)