



# Glulam beams: Performance of PVA and PUR Adhesives on Bending Strengths of Locally Selected Nigerian Timber Species

C. Arum<sup>a</sup>, I. O. Olofintuyi<sup>b,\*</sup>, O. O. Ekundayo<sup>c</sup>

<sup>a</sup>Department of Civil Engineering, Federal University of Technology Akure, Ondo State, NIGERIA.

<sup>b</sup>Department of Civil Engineering, Federal Polytechnic, Ado-Ekiti, Ekiti State, NIGERIA.

<sup>c</sup>Department of Building Technology, Federal University of Technology Akure, Ondo State, NIGERIA.

## Abstract

The applicability of structural timber to construction is due to its desirable qualities such as lightweight, aesthetics and eco-friendliness. However, continuous use of timber for structural purposes comes with the challenge posed by the anisotropic nature of various timber species. Advanced societies have developed and modified their sawn timber species in form of glue-laminated structural members such as beams, columns, joist etc. Nigeria timber species are yet to be fully explored along glued-laminated beams production. This paper assesses the suitability of three selected Nigerian timber species namely; *Gmelina Arborea* (ML), *Terminalia superba* (AF) and *Pycnanthus angolensis* (AK) for production of glued-laminated (glulam) beams. They are locally known respectively as Melina (ML), Afara (AF) and Akomu (AK). The applicability and glue-ability of the glues and their ultimate effect on the flexural strength were investigated through the use of two different types of glue components namely; polyvinyl acetate (PVA) and polyurethane (PUR) glue. The physical properties of the timber species such as moisture content (MC) and densities were determined using BS EN 408. The beams produced which are 1680mm by 150mm by 120mm in dimension were subjected to two points loading system to determine their flexural strengths and failure loads in accordance with ASTM D-198. The flexural strengths results indicated that *Pycnanthus angolensis* offered most resistance to bending loads with an average flexural strength value of 16.04N/mm<sup>2</sup> when PUR glue was used and 13.04N/mm<sup>2</sup> when PVA glue was used. The ANOVA result showed that glue types have significant effect on the flexural strength at confidence level of 95%. It was concluded that *Pycnanthus angolensis* is most suitable for structural applications. PUR is considered the better glue in terms of strength and glue-ability while PVA glue is considered better in terms of workability and applicability based on almost perfect glue line integrity achieved.

**Keywords:** glued-laminated, flexural strength, modulus of elasticity, timber, polyurethane, polyvinyl acetate

## 1. INTRODUCTION

The approach to the use of timber in the Nigerian construction industry has been largely traditional. The construction industry has not taken advantage of the remarkable merits of value-added wood products like glued laminated timber. In many advanced societies, the emergence of this technology has positively impacted not just the construction industry but also allied sectors that span across both forest and adhesives industries. While Nigeria has vast timber resources populated with diverse species, there are no sufficient antecedents in literature and in practice to show that sufficient data has been established as necessary in developing value-added engineered

wood products such as glulam using local timber species. Experimental inquisition into the suitability of locally grown timber species for structural glulam holds the key to identifying species that satisfy both gluing and mechanical requirements for glulam. Hence, deliberate tree cultivation efforts can be undertaken to sustain the raw material supply of such species to feed the innovative technology. More importantly, this could facilitate the critical nexus needed to make both the construction industry and the forestry sector mutually and sustainably thrive. Furthermore, jointing is a critical factor to the successful use of structural timber. While mechanical jointing has been in use in structural wood, the high embodied energy coupled with the high fiber failure and yielding of mechanical joints at the wood-metal interface makes this method of jointing undesirable. On the contrary, wood gluing has shown remarkable performance in achieving structurally

\*Corresponding author (Tel: +234 (0)806 479 8010)

Email addresses: arumcnwchrist@yahoo.co.uk (C. Arum), olofintuyi\_io@fedpolyado.edu.ng (I. O. Olofintuyi), oekundayo@futa.edu.ng (O. O. Ekundayo)

viable bonds at joined interface with a low carbon foot print. This particularly makes glue lamination attractive. Potentially, investigating the suitability of a wide array of local species for glulam could open up investment opportunities in the adhesives industry, thereby fostering the industrial clusters needed to sustain profitability within the associated industries. Similarly, this could broaden the innovative latitude for engineers and designers in terms of choice of material and design possibilities. Currently, not much has been reported on the success or failure at structural glue lamination of local timber species. Although some studies have shown the possibility of structurally gluing local timber, however, these studies have only considered the use of polyvinyl acetate glue out of the wide variety of synthetic wood glues available [1, 2]. However, there are several synthetic resins in use for wood lamination. Many of these have not been tested on Nigerian grown wood species. The use and application of many known wood adhesives have been extensively discussed in [3]. In a comparative study of mechanical properties of some Nigeria timber species using solid wood specimens, three timber species namely *Gmelina Arborea*, *Parkia Biglobosa* and *Prosopis Africana* were investigated for bending strength, tensile strength, modulus of elasticity and shear strength [4]. Their investigation showed that *Gmelina Arborea*, has flexural strength of 12.5N/mm<sup>2</sup> when subjected to third point flexural loading system.

Literature revealed that *Terminalia superba* belongs to non-durable type of timber easily attacked by defects; however non-durability is not a serious defect and timbers should not be rejected based on that as opined by [5]. In a mechanical characterization and grading of *Irvingia gabonensis* timber species in which tests on two points bending, compression parallel and perpendicular, shear parallel and tension parallel to grain were carried out [6], it was concluded that *Irvingia gabonensis* is a hardwood (D Class) of D70 strength class and N1 strength group according to [7, 8] with good Engineering properties and can be used as beams, columns, rafters, railway sleepers and timber bridge materials. The physical properties of *Abizia zygia* and *Anogeissus leiocarpus*, were determined and classified as medium grade wood species on the basis of their density values [8]. It was also established that *Terminalia superba* belongs to low grade species according to the characterization carried out by Beak Consultants Limited and cited by [8].

In summary, Nigerian timber species investigated by various researchers are suitable for glued-laminated beams production based on the results obtained for their mechanical properties. However, there is still much to be done in terms of standardization of various species to meet Engineered Wood Products (EWP) specification. Data on the performance of synthetic resins for glue laminating timber in Nigeria is non-existent.

Furthermore, this research recognizes the importance of widening the range of timber species

available for lamination to reduce the pressure on only a few species. Consequently, this study is concerned with testing and comparing the performance of Polyurethane and Polyvinyl acetate adhesives on locally grown wood species for glulam production on bending strength.

## 2. MATERIALS AND METHODS

### 2.1. Materials

The materials used for this research include three visually graded timber species locally sourced from Ado-Ekiti, Ekiti State of Nigeria. These species are *Gmelina Arborea*, *Terminalia superba* and *Pycnanthus angolensis*; polyvinyl acetate and polyurethane glues conforming to [2] respectively were used. Wood processing machines such as electronically operated circular saw machine, planing and thicknessing machine which are available at Wood workshop of Building Technology Department, Federal Polytechnic, Ado-Ekiti were used to convert the species to desired dimensions. The glues were uniformly and gently applied on already prepared surface prior to cramping. The glue line integrity was ensured to be in accordance with [9] by applying sufficient pressure on the laminates. The Flexural testing machine which is of 100kN capacity is of dual loading system i.e., center point and two points loading systems. The deflection was measured through a deflectometer attached to the machine (Fig. 3).

### 2.2. Methods

Preliminary tests to determine the physical properties (moisture content and density) of wood were carried out using three (3) numbers of specimen dimensions 50 mm × 50 mm × 50 mm per species in line with [9]. In order to allow natural drying process to take place, the species were subjected to natural seasoning until the moisture content dropped to acceptable level of 10% – 18% according to [9] prior to commencement of GLU-LAM production. The wood was thereafter cut to dimensions 1680mm × 150 mm × 20 mm the span-depth ratio of ≤ 12 was achieved as specified in [1] and the laminates of 20mm were later glued together in six layers to form 120mm depth (Fig. 1). A total number of 15 specimens were prepared for polyurethane glue and 15 specimens for polyvinyl acetate glue (Fig. 2) to make the 6-member lay-up (Fig. 1). This represents 5 specimens of beams per species for each glue type totaling 30 numbers. Each of the 6-member lay-up was then subjected to static bending test (figure 3). Moisture contents and densities of the glued laminated beams were determined by cutting a 120mm by 100mm by 50mm size close to region of failure (Fig. 5) from the failed beams. Flexural strength for two point loading was calculated using Eq. (1) [10].

$$\text{Flexural strength}(f_m) = \frac{aP_{max}}{2Z} \quad (1)$$

where;  
“P<sub>max</sub>” is maximum applied load (N)

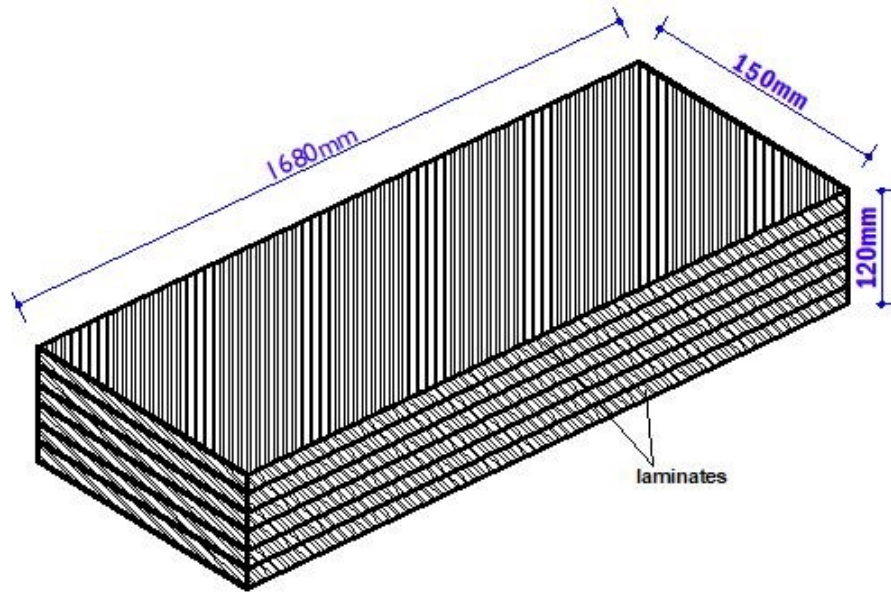


Figure 1: Illustration of member lay-up.



Figure 2: Section of produced glued-laminated beam.



Figure 3: Two points static bending test setup.

“a” is the distance from point of load application to bearing/support (mm); and

$$Z \text{ is the section modulus} = \frac{bd^2}{6} \quad (2)$$

where

“b” is width of the material specimen (mm)

“d” is average depth of the specimen (mm)

In order to make adjustment to the bending strength obtained from the bending test, the results obtained from Eq. (1) above were multiplied

by volume correction factor as given by Eq. (3). This volume correction factor is as specified by [11]

$$C_v = \left(\frac{130}{b}\right)^\alpha \left(\frac{105}{h}\right)^\alpha \left(\frac{6400}{l}\right)^\alpha \quad (3)$$

where  $\alpha = 1/10$  for the three species, *Gmelina Arborea*, *Pycnanthus angolensis* and *Terminalia superba* and; b, h and l are the beam width, beam depth and beam span in mm, respectively.

In order to adjust the characteristic values of bending strength from the measured MC to 18%,

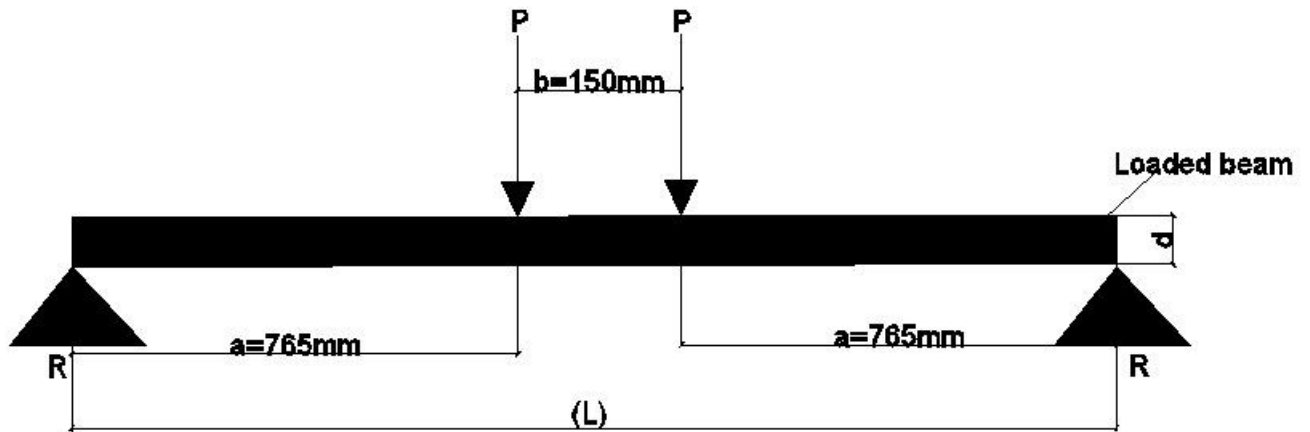


Figure 4: Illustration of two points symmetrical loading system.



Figure 5: Section through the beam showing failure.

bending strength values in line with local environmental condition [12] was computed using Eq. (4):

$$f_{mk,18\%} = \frac{f_{measured}}{1 + 0.0295(18 - U)} \quad (4)$$

where  $f_{mk,18\%}$  is the characteristic bending strength at 18% moisture content;  $U$  is the measured moisture content in (%) and  $f_{measured}$  is the characteristic bending strength ( $\text{N/mm}^2$ ) at the test moisture content. The adjusted density to MC of 18% was computed using Eq. (5) [12].

$$\rho_{k,18\%} = \rho_w \left[ \frac{1 - (1 - 0.5)(U - 18)}{100} \right] \quad (5)$$

$\rho_w$  is the characteristic density at the time of testing and  $U$  is the moisture content at the time of test.

The two-point bending strength tests as specified by [10] is used to carry out tests on the mechanical properties of glued laminated beams. Figure 4 illustrates the typical setup for a two-point loading system used in this research.

### 3. RESULTS AND DISCUSSION

#### 3.1. Mean Moisture Contents and Density of wood species

Table 1 shows the Moisture content (MC) results in which after seasoning, the moisture contents dropped drastically for all the species with ML, AF and AK having values of 14.20%, 14.63% and 14.43% respectively for PVA glue and 14.72%, 13.72% and 14.74% respectively for PUR glue. The table shows that, the standard deviations of AF is the highest of all the 3 species with values of 1.4% and 1.06% for PVA and PUR glues respectively. The MCs all conform to [9] and all fall within the recommended range of 11% – 18% for glued laminated beams production.

Table 1: Physical properties of wood species.

Botanical name	Glue Type	Mean MC (%)	SD <sub>MC</sub> (σ <sub>MC</sub> )	COV (MC)	Mean Density (kg/m <sup>3</sup> )	Characteristic Density (kg/m <sup>3</sup> )	Adjust Density (kg/m <sup>3</sup> )	SD <sub>(adjρ)</sub> (σ <sub>(adjρ)</sub> )	COV <sub>(adjρ)</sub>
( <i>Gmelina arborea</i> ) - ML	PVA	14.20	0.36	0.02	402.60	388.52	406.93	8.53	0.02
( <i>Terminalia superba</i> ) - AF	PVA	14.63	1.40	0.96	363.80	355.12	375.62	5.26	0.02
( <i>Pycnanthus angolensis</i> ) - AK	PVA	14.43	0.86	0.05	326.40	301.42	336.67	15.14	0.05
( <i>Gmelina arborea</i> )- ML	PUR	14.72	0.58	0.04	424.80	362.30	432.09	37.88	0.09
( <i>Terminalia superba</i> )-AF	PUR	13.72	1.06	0.08	326.40	303.14	332.70	14.10	0.04
( <i>Pycnanthus angolensis</i> )-AK	PUR	14.74	0.79	0.05	336.13	318.91	342.67	10.44	0.03

Table 2: Mean moisture content results of glued-laminated beams.

Timber Species (Botanical name)	Glue Type	Mean MC (%)	Standard Deviation (σ)	Coefficient of variation
( <i>Gmelina arborea</i> ) ML	PVA	13.85	0.95	0.06
( <i>Terminalia superba</i> ) AF	PVA	11.50	0.58	0.05
( <i>Pycnanthus angolensis</i> ) AK	PVA	11.71	0.43	0.04
( <i>Gmelina arborea</i> ) ML	PUR	12.57	0.51	0.04
( <i>Terminalia superba</i> ) AF	PUR	14.14	1.37	0.10
( <i>Pycnanthus angolensis</i> ) AK	PUR	14.11	0.34	0.02

**3.2. Mean Moisture Contents of Glued Laminated Beams**

Table 2 shows the results of MC of the glued laminated beams after flexural test has been carried out. Out of the three species the highest MC was recorded for ML when using PVA glue but with PUR glue its (ML) moisture content is the least at 12.57%. It also shows the most dispersion with 0.95% standard deviation and coefficient of variation of 0.06 for PVA glue. On the other hand, AF deviated most for PUR glue having a value of 1.37% and coefficient of variation of 0.097.

**3.3. Bending Strength**

Figure 5 is a section of one of the failed beams in tension and Table 3 presents the results of bending strength test. The figure indicates that the glued-laminated beam failed through the laminates and not through the glue line which is an indication of perfect glue-line integrity. Table 3 shows the bending strength of the various species tested. Equation (3) was used to correct the bending strength. Figure 6 shows the relationship between the load and the bending strengths, significant increase in strength was witnessed between PVA and PUR glue with PUR glue having higher flexural strength for all species. Figure 7 is a graphical illustration of the mean flexural strength obtained against the glues. The graph shows that PUR produced higher bending strength than PVA glue; this can be attributed to its strong bonding. Furthermore, Figure 8 is the graphical illustration of the mean flexural strengths obtained against the species. The evaluation of flexural strengths in terms of species is necessary to give the construction industry and timber users a general knowledge of the usefulness of each of the selected species according to the flexural strengths. The species

have their individual uniqueness and properties coupled with distinctly dissimilar nature of timber. The bending strength evaluated provided one of the most important parameters used to adequately describe timber species. ML species generally is considered a relatively hard wood, hence its surface would not allow easy penetration of glue because of compacted grains, while AK is generally considered as soft species, hence the ease of penetration of glue to form perfect laminated beams and hence produce higher bending strength. The corrected bending strengths showed that AK has the highest bending strength of 13.04 N/mm<sup>2</sup> and 16.04 N/mm<sup>2</sup> respectively for PVA and PUR glues. The least was ML having 9.01 N/mm<sup>2</sup> and 12.66 N/mm<sup>2</sup> respectively for PVA and PUR glues. The high flexural strength may be attributed to the ease of penetration of glue in deciduous (AK) wood.

**3.4. Weight of Glued Laminated Beams**

Table 4 shows the weight of the laminated beams prior to testing for flexure. The result shows that ML has mass range of 15.90kg – 19.50kg range when compared with other wood species when PVA glue is used while AK has mass range of 11.5kg-12.40kg when PVA glue is used. The highest mass recorded in ML is due primarily to the density of the wood grains where α = 0.05

**3.5. Statistical Analysis (ANOVA)**

The ANOVA result shows that P-value is very low at 0.024461 and Fcal. is greater than Fcrit., P-value is less than α, implying that there is significant effect of glue types on the flexural strength obtained from each species at confidence level of 95%. *Pycnanthus angolensis* produced

Table 3: Mean bending strength of glulam beams.

Timber Species (Botanical Name)	Glue Type	Max Load (N)	Measured Bending strength (N/mm <sup>2</sup> )	Characteristics Bending strength (N/mm <sup>2</sup> )	Corrected Bending strength (N/mm <sup>2</sup> )	Standard Deviation ( $\sigma$ )	Coefficient of variation (COV)
( <i>Gmelina Arborea</i> )ML	PVA	9180.00	7.27	7.33	9.01	4.12	0.20
( <i>Terminalia superba</i> )AF	PVA	12800.00	10.13	10.23	12.57	3.40	0.12
( <i>Pycnanthus angolensis</i> )AK	PVA	13280.00	10.51	10.70	13.04	3.11	0.10
( <i>Gmelina Arborea</i> ) ML	PUR	12900.00	10.21	10.31	12.66	5.08	0.17
( <i>Terminalia superba</i> ) AF	PUR	15260.00	12.94	13.05	14.98	13.75	0.40
( <i>Pycnanthus angolensis</i> )AK	PUR	16340.00	12.08	12.20	16.04	14.95	0.40

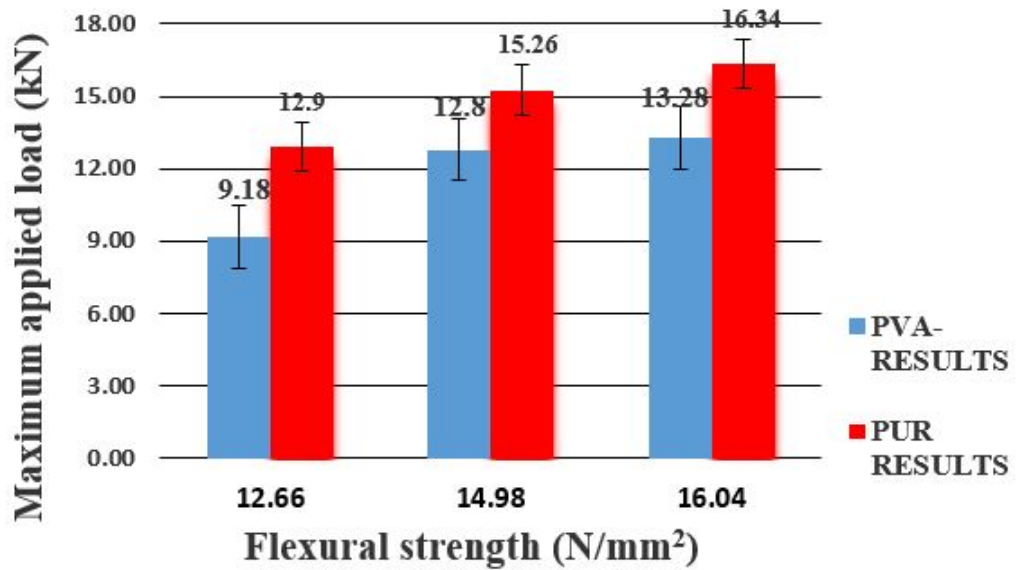


Figure 6: Bar chart showing relationship between the Loads and Flexural strength for each type of glue.

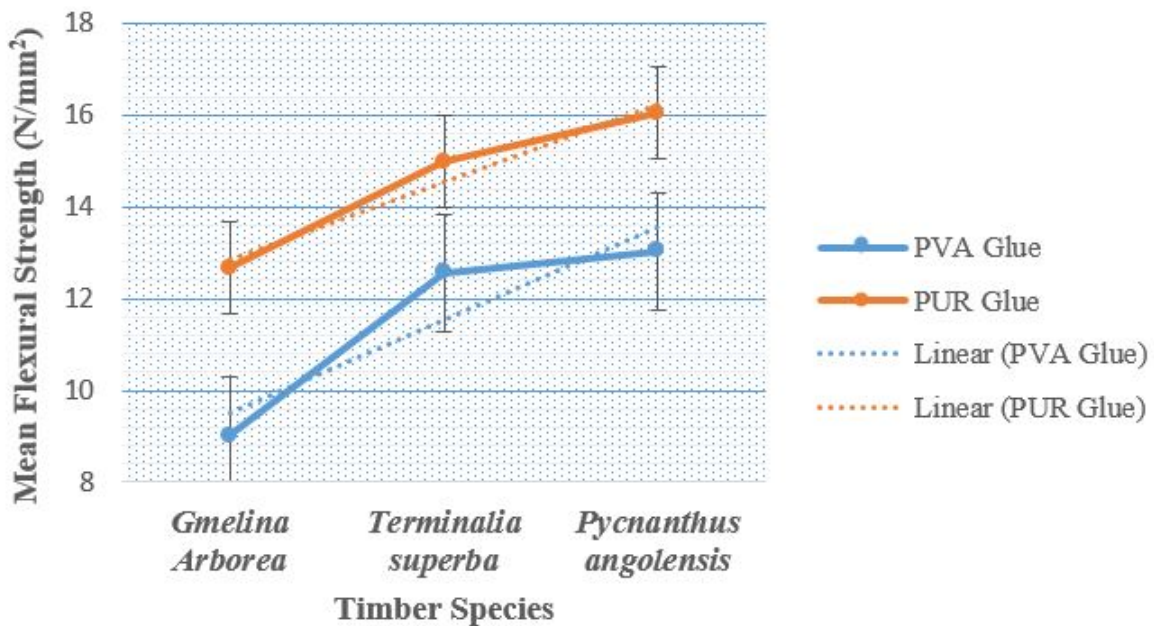


Figure 7: Graph of mean (Corrected) flexural strength against timber species.

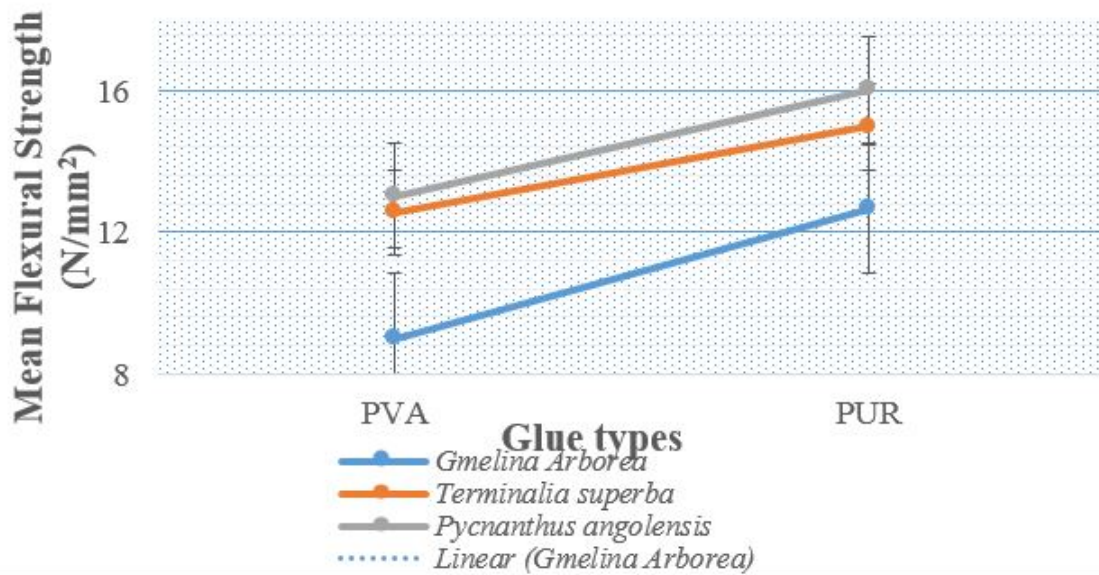


Figure 8: Graph of mean flexural strength against the glue types.

Table 4: Mass of beams before flexural tests.

S/N	PVA-(ML) (kg)	PUR-(ML)(kg)	PVA-(AF) (kg)	PUR-(AF) (kg)	PVA-(AK) (kg)	PUR-(AK) (kg)
1	15.90	11.70	11.50	10.1	12.10	9.2
2	19.50	11.9	10.90	10.8	12.30	9.3
3	18.00	12.40	10.90	9.50	12.40	8.8
4	17.20	13.00	10.60	9.60	11.50	9.00
5	16.20	13.20	11.70	9.80	11.60	8.60

Table 5: Analysis of variance (Two way without repetition).

ANOVA Source of Variation	SS	df	MS	F	P <sub>value</sub>	F <sub>crit</sub>
Rows	81.037	2	40.522	39.882	0.0245	19
Columns	72.794	1	72.794	71.65	0.0134	18.51
Error	2.032	2	1.016			
Total	155.864	5				

Table 6: Analysis of Variance (Two way without repetition).

Summary	Count	Sum	Average	Variance
<i>Gmelina Arborea</i> , ML	2	49.94036	24.97018	35.39656
<i>Terminalia superba</i> , AF	2	66.99427	33.49713	23.95069
<i>Pycnanthus angolensis</i> , AK	2	63.46587	31.73294	15.47909
PVA	3	79.75077	26.58359	25.70197
PUR	3	100.6497	33.54991	15.83276

Table 7: Analysis of Variance (Two way without repetition).

S/N	Species-Glue	Flexural Strength (N/mm <sup>2</sup> )	ANSI Recommended Range (N/mm <sup>2</sup> )	Stress Class
1	ML-PVA	9.01	6.38–11.03	16F-V6
2	AF-PVA	12.57	7.58–13.78	20F-V6
3	AK-PVA	13.04	7.58–13.78	20F-V6
4	ML-PUR	12.66	7.58–13.78	20F-V6
5	AF-PUR	14.98	10.00–16.55	24F-V6
6	AK-PUR	16.04	v 10.00–16.55	24F-V6

the highest flexural strength when PUR glue is used. Tables 5 and 6 present a brief summary of the Analysis of Variance carried out on the flexural strengths using Microsoft Excel software with Species and Glues as independent variables. There are a total number of three species of timber and a total number of two glue types each contributing to flexural strengths obtained individually and collectively.

where  $\alpha = 0.05$

#### 4. CONCLUSION

The research has shown that, PUR and PVA adhesives play major roles in achieving the desired flexural strengths in glued laminated beams. PUR is much more effective due to its binding power and ensures proper bonding of the laminates. Species also have significant effect on the flexural strengths to be attained as revealed by the ANOVA results. Furthermore, *Pycnanthus angolensis* indicated the highest flexural strengths while *Gmelina Arborea* yielded the lowest value. This is due primarily to the fact that glue penetration to grains of softwood is easier. Also, in order to achieve desired flexural strength using Nigeria timber species for glued laminated beams production, *Pycnanthus angolensis* and PUR will produce the best result. In terms of classification of stress (Table 7), according to [11], ML-PUR of 12.66N/mm<sup>2</sup> fell within the stress class of 20F-V6 while AF-PUR and AK-PUR fell within the stress class of 24F-V6. Also, both AF-PVA and AK-PVA fell within the stress class of 20F-V6 and ML-PVA fell within the stress class of 16F-V6. Based on the above strength classification, the species can be used for structural members such as columns, beams, long-span trusses etc.

From the foregoing, *Pycnanthus angolensis* is recommended for structural engineers, builders and timber users for structural construction such as column, beams, joists, framings etc. due primarily to its load carrying capacity and bending resistance as revealed in this research. Furthermore, PUR glue has demonstrated its suitability as a structural glue for glulam production better than PVA glue and its hereby recommended for use in structural glulam production.

#### References

- [1] T. Emetomo, "Flexural strength of solid and glue-laminated timber beams," *American Journal of Engineering Science and Technology Research*, vol. 3, no. 1, pp. 1–14, September 2015.
- [2] B. E. 15425, "Adhesives – one component polyurethane for load bearing timber structures – classification and performance requirements," British Standards Institution, 2008.
- [3] B. E. 14080, "Timber structures – glued laminated timber and glued solid timber requirements," British Standards Institution, 2013.
- [4] C. Ataguba, "A comparative study of some mechanical properties of *gmelina arborea*, *parkia biglobosa* and *prosopis africana* timbers for structural use," *International Journal of Technical Research and Applications*, vol. 3, no. 3, pp. 320–324, May 2015.
- [5] O. Shasanya, "Some Useful Nigerian Timbers, Their Destroying Agents and Measures for Their Prevention," *Journal of Natural Sciences Research*, vol. 5, no. 15, 2015.
- [6] A. Jimoh and R. Rahmon, "Mechanical Characterization and Grading of *Irvingia Gabonensis* Timber Specie according to British and Nigerian Standards from Kwara State Nigeria. A NNALS of Faculty Engineering Hunedoara," *International Journal of Engineering Tome XVI*, May 2018.
- [7] NCP 2, "The use of timber in construction nigerian standard code of practice, nigerian standard organization," Federal Ministry of Industry, Lagos Nigeria, 1973.
- [8] A. Ogunwusi, "Wood properties of *Abizia zygia* and *Anogeissus leiocarpus*: medium category wood species found in timber markets in Nigeria. wood species found," *Journal of Biology, Agriculture and Healthcare*, vol. 2, no. 11, 2012.
- [9] BS EN 408, "Timber structures – structural timber and glued laminated timber," Determination of some physical and mechanical properties, 2003.
- [10] B. E. 408, "American standard of testing materials astm d198-02," Standard Test Methods of Static Tests of Lumber in Structural Sizes. USA., 2003.
- [11] ANSI/AWC, "National design specification for wood construction," *Research Journal of Forestry*, vol. 5, pp. 107–114, 2015.
- [12] I. Abubakar and A. M. Nabade, "Physical and Mechanical Properties of Some Common Nigerian Timber Species Based on Limit State Design Approach," *Study of Civil Engineering and Architecture*, vol. 2, no. 4, pp. 90–93, 2013.