

CONCEPTUAL DENSITY FUNCTIONAL THEORY [DFT] STUDY OF SOME
ORGANIC DYES FOR THEIR USE AS SENSITIZERS IN MOLECULAR
PHOTOVOLTAICS

D. Kherbouche^{1,2*}, A.Ghomri^{1,3}

¹High School of Applied Sciences of Tlemcen ESSA Tlemcen

²Research Unit Materials and Renewable Energy, Department of Physics, University of
Tlemcen, Algeria

³Natural and Bioactive Substances Laboratory LASNABIO, Chemistry department, University
of Tlemcen Algeria

Received: 11 November 2019/ Accepted: 29 December 2019 / Published online: 01 January 2020

ABSTRACT

Solar energy can be converted to electricity by photovoltaic and photo electrochemical cells, Dye-sensitized solar cell [DSSC] has been considered as a promising next generation solar cells. In this work, we used theoretical methods to studies the properties of some metal free organic dyes our aim was to make a correlation between some new Density Functional theory derived indexes and the efficiency of the organic dyes used as sensitizers in solar cells. The Density Functional Theory (DFT) calculations were done using the B3lyp hybrid functional level of theory and the 6-31G(d,p) basis set. This level of calculation was used to find the optimized molecular structure, the molecular orbitals energies, and the global properties, derived from Conceptual DFT our results show a good correlation between the DFT derived indices and the experimental efficiencies.

Keywords: DFT, Dyes, Photovoltaic solar cells, Reactivity indices

Author Correspondence, e-mail: djamila_kh@yahoo.fr

doi: <http://dx.doi.org/10.4314/jfas.v12i1S.17>



1. INTRODUCTION

1.1. Solar energy

Energy' is identified as one of the most important challenges that humanity faces over the next 50 years [1]. To overcome this problem the scientific community had already started working on various issues (to save, convert or create energy by utilizing existing resources). Actually, solar energy conversion has become one of the major alternatives to the conventional fossil fuels, considering their drastic depletion over the last few decades [2]. Indeed a very important number of both theoretical and experimental researches has greatly encouraged scientists to explore and develop renewable and environmentally friendly energy sources, particularly low cost direct use photoelectric conversion devices [3]. Inorganic semiconductor cells, especially silicone in various forms, have been developed over several decades and have important applications. However, silicone materials are not cost effective. Recently, dye sensitized solar cells [DSScS], are considered as a credible alternative to activist inorganic silicone-based solar cells, and have attracted much attention relevant to global environmental issues [4]. Recently, It has been found that the nature of photosensitizers, such as redox potential, structure and photophysical properties, play an important role in determining the overall cell efficiencies.

1.2 Dyes Sensitizers solar cells Very recently, two kinds of photo sensitizers ,ruthenium dyes [5,6] and metal-free organic dyes, were developed for DSSCs. Metal-free organic dyes were regarded as an alternative to ruthenium dyes because of their high molar absorption coefficient, simple synthesis procedure, and low cost. To date, various kinds of metal-free organic dyes [7] including coumarin[8], indoline[9], squaraine [10], polyene [11], hemicyanine [12], oligothiophene[13], perylene[14] porphyrin [15], carbazole [16], benzothidizole [17] and truxene [18] have been developed and attained high efficiency up to 9% [9b,19]. Our aim in this work is to elucidate theoretically by means of DFT derives indices the solar-to-electric conversion efficiencies of two groups of dye sensitizers: Coumarin and Carbazoledye and three other dyes from the same family, experimental results have been done by Mishra and all [20].

2. RESULTS AND DISCUSSIONS

2.1. Computational methods

- DFT calculations were carried out using the semi empirical PM6 method and the B3LYP exchange-correlation functional, together with the standard 6-31G[d] basis set.
- The stationary points were characterized by frequency calculations in order to verify that TSs had one and only one imaginary frequency.
- The electronic global properties derived from conceptual DFT were carrying out .
- The calculations presented in this work were performed with the Gaussian 09 suite of programs

2.2. Molecular structure choice of some metal free organic dye

The molecular structure of the dye plays an important role in DSSCs. After absorption of light, charge separation is generally initiated at the interface between the dye bond at the TiO_2 surface and the hole-transporting material. The performance of DSSCs generally depends on the energy levels of the sensitizers and the kinetics of the electron transfer processes at the interface between the dye bound to the semiconductor surface and the hole-transporting material.[21].

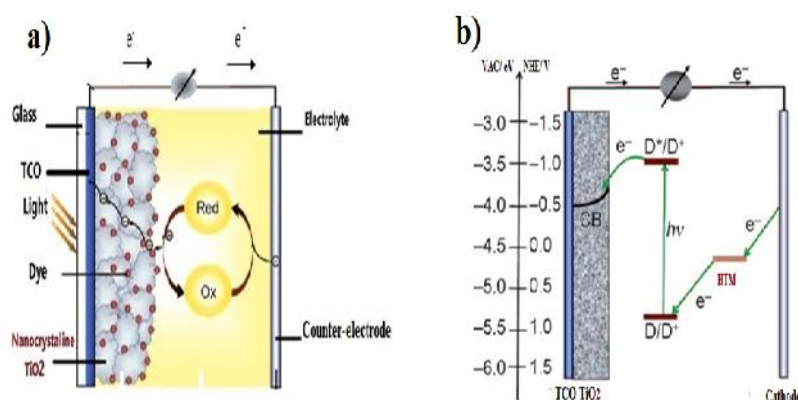


Fig.1. a) fundamental processes in a dye-sensitized solar cell.

b) Energy-level diagram of a DSSC. TCO= transport conducting oxide.^[21]

In fig. 2, 3 and 4 we represent for each family the molecular structure which we have chosen in our study and DFT calculation.

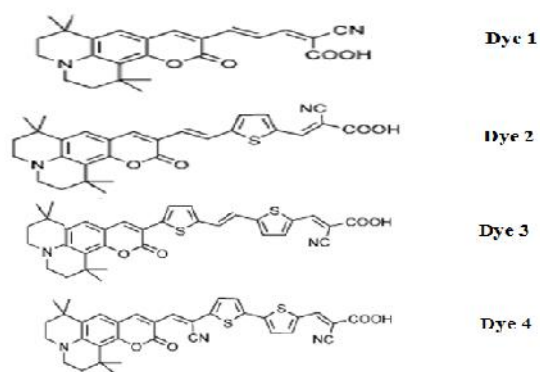


Fig.2. Coumarin molecular structure

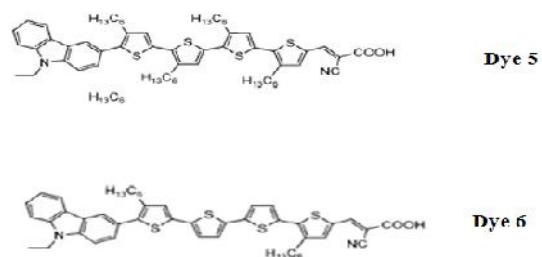


Fig.3. Carbazole molecular structure

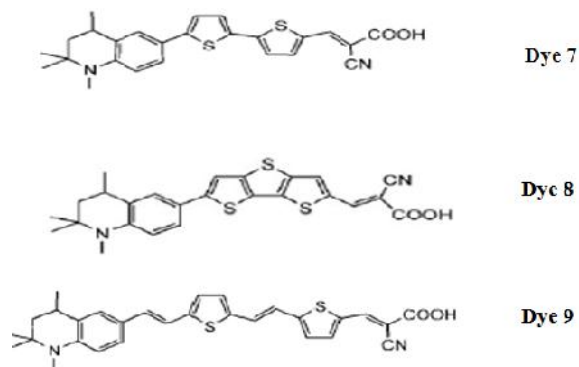


Fig.4. Other family of sensitizers

Table 1. Experimental results [21]

<i>Dye family</i>	<i>Dye n°</i>	<i>J_{sc}</i>	<i>v_{oc}</i>	<i>FF</i>	<i>n%</i>
Coumarin	<u>1</u>	14.0	0.60	0.71	6.0
	<u>2</u>	14.7	0.67	0.73	7.2
	<u>3</u>	15.9	0.69	0.75	8.2
	<u>4</u>	18.8	0.53	0.65	6.5
Carbazole	<u>5</u>	14.0	0.74	0.74	7.7
	<u>6</u>	10.2	0.67	0.64	4.4
Other	<u>7</u>	12.0	0.60	0.63	4.5
	<u>8</u>	8.8	0.52	0.63	2.9
	<u>9</u>	7.2	0.54	0.59	2.3

With

[J_{sc}]: represent the short-circuit photocurrent density

[V_{oc}]: open-circuit photovoltage

[ff]: The fill factor is identified

[η]: it is solar-to-electric conversion efficiencies

2.3. DFT Results

To rationalize result resumed in table. 1, we have calculate the global properties namely: namely, electronic chemical potential ‘ μ ’, global hardness ‘ χ ’, global electrophilicity, ‘ ω ’, and global nucleophilicity, ‘Nu’, and global charge transfer, N_{max} . results are reported in table 2,3 and 4

Table 2. The global properties of coumarin metal free organic dye.

<i>Dye family</i>	<i>Dye n°</i>	<i>Homo</i>	<i>Lumo</i>	χ
Coumarin	<u>1</u>	-0,13908	-0,10182	-0,12045
	<u>2</u>	-0,18941	-0,10497	-0,14719
	<u>3</u>	-0,18706	-0,10383	-0,14545
	<u>4</u>	-0,19415	-0,11526	-0,15471

Table 2. [Continued]

<i>Dye n°</i>	<i>Y</i>	<i>S</i>	<i>Nu</i>	<i>Nmax</i>	<i>S</i>
<u>1</u>	0,03726	0,19468	0,20971	3,23	26,838
<u>2</u>	0,08444	0,12828	0,159	1,743	11,842
<u>3</u>	0,08323	0,12709	0,161	1,747	12,01
<u>4</u>	0,07889	0,15169	0,154	1,954	12,67

Table 3. The global properties of carbazole metal free organic dye.

<i>Dye family</i>	<i>Dye n°</i>	<i>Homo</i>	<i>Lumo</i>	<i>~</i>
Carbazole	<u>5</u>	-0,19755	-0,0989	-0,14823
	<u>6</u>	-0,19352	-0,10013	-0,146825

Table 3. [Continued]

<i>Dye n°</i>	<i>Y</i>	<i>S</i>	<i>Nu</i>	<i>Nmax</i>	<i>S</i>
<u>5</u>	0,09865	0,111	0,151	1,502	10,136
<u>6</u>	0,09339	0,115	0,155	1,57	10,707

Table 4. The global properties of dye 7,8,9.

<i>Dye family</i>	<i>Dye n°</i>	<i>Homo</i>	<i>Lumo</i>	<i>~</i>
Other	<u>7</u>	-0,18177	-0,09761	-0,13969
	<u>8</u>	-0,18475	-0,0983	-0,14153
	<u>9</u>	-0,1754	-0,10372	-0,13956

Table 4. [Continued]

<i>Dye n°</i>	<i>Y</i>	<i>S</i>	<i>Nu</i>	<i>Nmax</i>	<i>S</i>
<u>7</u>	0,08416	0,115	0,167	1,659	11,88
<u>8</u>	0,08645	0,115	0,160	1,638	11,567
<u>9</u>	0,07168	0,135	0,173	1,946	13,95

$$\text{With: } \tilde{\mu} \approx \frac{V_{\text{HOMO}} + V_{\text{LUMO}}}{2} \quad (1)$$

$$y \approx V_{\text{HOMO}} - V_{\text{LUMO}} \quad (2)$$

$$\tilde{S} = \frac{\mu^2}{2y} \quad (3)$$

$$Nu = V_{\text{HOMO}(\text{Nuc})} - V_{\text{HOMO}(\text{TCE})} \quad (4)$$

$$S = 1/\eta \quad (5)$$

$$\Delta N_{\text{max}} = -\frac{\tilde{\mu}}{y} \quad (6)$$

2.4. DISCUSSIONS

- Our calculations indicate that:

The maximum global electrophilicity value is obtained for dye 1 and dye 3 in coumarin dye family and the highest values of this same quantity are identified for dye 5 in the carbazole dye family and for the dye 9 in the last family dye.

The following order of global properties for each family dye is getting out :

- Coumarin family dye.

- $\mu_{\text{Dye1}} > \mu_{\text{Dye3}} > \mu_{\text{Dye2}} > \mu_{\text{Dye4}}$, and the order to the hardness and softness values are as:

- $\eta_{\text{Dye4}} > \eta_{\text{Dye2}} > \eta_{\text{Dye3}} > \eta_{\text{Dye1}}$

- $S_{\text{Dye1}} > S_{\text{Dye4}} > S_{\text{Dye3}} > S_{\text{Dye2}}$

- $Nu_{\text{Dye3}} > Nu_{\text{Dye2}} > Nu_{\text{Dye4}}$ and $\mu_{\text{Dye3}} > \mu_{\text{Dye2}} > \mu_{\text{Dye4}}$.

- Carbazole family dye.

- $\mu_{\text{Dye6}} > \mu_{\text{Dye5}}$, and $Nu_{\text{dye6}} > Nu_{\text{dye5}}$,

- $\eta_{\text{dye5}} > \eta_{\text{dye6}}$, $N_{\text{maxDye6}} > N_{\text{maxDye5}}$ and $\mu_{\text{Dye6}} > \mu_{\text{Dye5}}$ the same order for the softness values.

- Other family sensitizers

- $\mu_{\text{Dye9}} > \mu_{\text{Dye8,7}}$, and $N_{\text{maxDye9}} > N_{\text{maxDye7}} > N_{\text{maxDye8}}$ and $\mu_{\text{Dye9}} \sim \mu_{\text{Dye7}} > \mu_{\text{Dye8}}$.

- The hardness and the softness S order did not provide the same order.

3. CONCLUSIONS

From our DFT calculation we conclude that the carbazole obeyed to the same order in her global properties which indicate that the highest level of stability molecular structure is obtained for the second kind of family metal organic dye.

The best correlation of theoretical computation and experience results is identified for the same family.

Indeed we can observe that global properties obtained in the comarun family dye molecules which posed the thiophane molecule can correspond to the results experiences.

For the last classification we can say that the last kind of metal free organic dye there is a lowest correspondence between the dft calculation and experience results

4. REFERENCES

- [1] Parr, R. G; Yang, W. Density Functional Theory of Atoms and Molecules, Oxford University Press, Oxford, 1989.
- [2] Ravi Kumar Kanaparthi, Jaipal Kandhadi, Lingamallu Giribabu, Metal-free organic dyes for dye-sensitized solar cells: recent advances, Tetrahedron 68 (2012) 8383e839.
- [3] perlin J, from earth to space : the story of solar electricity; rourledge: cambridge, 1999.
- [4] Norasikin A.Ludin^a "Review on the development of natural dye photosensitizer for dye-sensitized solar cells" Renewable and Sustainable Energy Reviews 2014, V31 386-396
- [5] Regan B, Grätzel M. A low-cost high-efficiency solar cell based on dyesensitized colloidal TiO₂ film. Nature 1991;353:737e9
- [6] Nazeeruddin MK, Kay A, Rodicio L, Humpbry-Baker R, Miiller E, Liska P, et al. Conversion of light to electricity by cis-X₂bis (2,20-bipyridyl-4,40-dicarboxylate) ruthenium(II) charge-transfer sensitizers (X = Cl, Br, I, CN, and SCN) on nanocrystalline titanium dioxide electrodes. J Am Chem Soc 1993;115:6382e90.
- [7] Nazeeruddin MK, Zakeeruddin SM, Humphry-Baker R, Jirousek M, Liska P, Vlachopoulos N, et al. Acidebase equilibria of (2,20-bipyridyl-4,40-dicarboxylic acid) ruthenium(II) complexes and the effect of protonation on charge-transfer sensitization of nanocrystalline titania. Inorg Chem 1999;38(26):6298e305.

- [8] Xiaobing Cheng, Siyuan Sun, Mao Liang*, Yongbo Shi, Zhe Sun, Song Xue*, Organic dyes incorporating the cyclopentadithiophene moiety for efficient dye-sensitized solar cells, *Dyes and Pigments* 92 (2012) 1292e1299
- [9] (a) Hara K, Sayama K, Ohga Y, Shinpo A, Suga S, Arakawa H. A coumarinderivative dye sensitized nanocrystalline TiO₂ solar cell having a high solar energy conversion efficiency up to 5.6%. *Chem Commun*; 2001:569e70;
- (b) Hara K, Kurashige M, Dan-oh Y, Kasada C, Shinpo A, Suga S, et al. Design of new coumarin dyes having thiophene moieties for highly efficient organic dye-sensitized solar cells. *New J Chem* 2003;27:783e5;
- (c) Wang ZS, Cui Y, Hara K, Dan-oh Y, Kasada C, Shinpo A. A high-light-harvesting-efficiency coumarin dye for stable dye-sensitized solar cells. *Adv Mater* 2007;19:1138e41.
- [10] (a) Horiuchi T, Miura H, Uchida S. Highly efficient metal-free organic dyes for dye-sensitized solar cells. *J Photochem Photobiol A* 2004;164:29e32;
- (b) Ito S, Miura H, Uchida S, Takata M, Sumioka K, Liska P, et al. High conversion-efficiency organic dye-sensitized solar cells with a novel indoline dye. *Chem Commun*; 2008:5194e6;
- (c) Matsui M, Ito A, Kotani M, Kubota Y, Funabiki K, Jin J, et al. The use of indoline dyes in a zinc oxide dye-sensitized solar cell. *Dyes and Pigment* 2009;80:233e8.
- [11] (a) Liang M, Xu W, Cai F, Chen P, Peng B, Chen J, et al. New triphenylamine based organic dyes for efficient dye-sensitized solar cells. *J Phys Chem C* 2007;111:4465e72;
- (b) Ning Z, Zhang Q, Wu W, Pei H, Liu B, Tian H. Starburst triarylamine based dyes for efficient dye-sensitized solar cells. *J Org Chem* 2008;73:3791e7.
- [12] Chen YS, Li C, Zeng ZH, Wang WB, Wang XS, Zhang BW. Efficient electron injection due to a special adsorbing group's combination of carboxyl and hydroxyl: dye-sensitized solar cells based on new hemicyanine dyes. *J Mater Chem* 2005;15:1654e61.
- [13] Tan S, Zhai J, Fang H, Jiu T, Ge J, Li Y, et al. Novel carboxylated ligothiophenes as sensitizers in photoelectric conversion systems. *Chem e Eur J* 2005;11:6272e6.

- [14] (a) Edvinsson T, Li C, Pschirer N, Schöneboom J, Eickmeyer F, Sens R, et al. Intramolecular charge-transfer tuning of perylenes: spectroscopic features and performance in dye-sensitized solar cells. *J Phys Chem C* 2007;111:15137e40;
- (b) Li C, Yum JH, Moon SJ, Herrmann A, Eickmeyer F, Pschirer NG, et al. An improved perylene sensitizer for solar cell applications. *ChemSusChem* 2008; 1:615e8.
- [15] (a) Eu S, Hayashi S, Umeyama T, Matano Y, Araki Y, Imahori H. Quinoxaline fused porphyrins for dye-sensitized solar cells. *J Phys Chem C* 2008;112:4396e405;
- (b) Lee C-W, Lu H-P, Reddy NM, Lee H-W, Diao EW-G, Yeh C-Y. Electronically coupled porphyrin-arene dyads for dye-sensitized solar cells. *Dyes Pigm* 2011;91:317e23.
- [16] Tang J, Hua J, Wu W, Li J, Jin Z, Long Y, et al. *Energy Environ Sci* 2010;3: 1736e45.
- [17] Zhu W, Wu Y, Wang S, Li W, Li X, Chen J, et al. *Adv Funct Mater* 2011;21:756e63.
- [18] Ning Z, Zhang Q, Pei H, Luan J, Lu C, Cui Y, et al. *J Phys Chem C* 2009;113:10307e13.
- [19] (a) Ito S, Zakeeruddin SM, Humphry-Baker R, Liska P, Charvet R, Comte P, et al. High-efficiency organic-dye-sensitized solar cells controlled by nanocrystalline-TiO₂ electrode thickness. *Adv Mater* 2006;18:1202e5;
- (b) Zhang G, Bala H, Cheng Y, Shi D, Lv X, Yu Q, et al. High efficiency and stable dye-sensitized solar cells with an organic chromophore featuring a binary p-conjugated spacer. *Chem Commun*; 2009:2198e200.
- [20] (a) Kitamura T, Ikeda M, Shigaki K, Inoue T, Anderson NA, Ai X, et al. Phenylconjugated oligoene sensitizers TiO₂ solar cells. *Chem Mater* 2004;16:1806e12;
- (h) Lin JT, Chen P-C, Yen Y-S, Hsu Y-C, Chou H-H, Yeh M-CP. Organic dyes containing furan moiety for high-performance dye-sensitized solar cells. *Org Lett* 2009;11:97e100;
- (i) Zhang F, Luo Y-H, Song J-S, Cuo X-Z, Liu W-L, Ma C-P, et al. Triphenylamine based dyes for dye-sensitized solar cells. *Dyes Pigm* 2009;81:224e30 (j).
- [21] Amaresh Mishra, Markus K. R. Fischer, and Peter Buerle*, Metal-Free Organic Dyes for Dye-Sensitized Solar Cells: From Structure: Property Relationships to Design Rules, *Angew. Chem. Int. Ed.* 2009, 48, 2474 – 2499

How to cite this article:

Kherbouche D, Ghomri A. Conceptual density functional theory [dft] study of some organic dyes for their use as sensitizers in molecular photovoltaics. *J. Fundam. Appl. Sci.*, 2020, 12(1S). 245-254.