

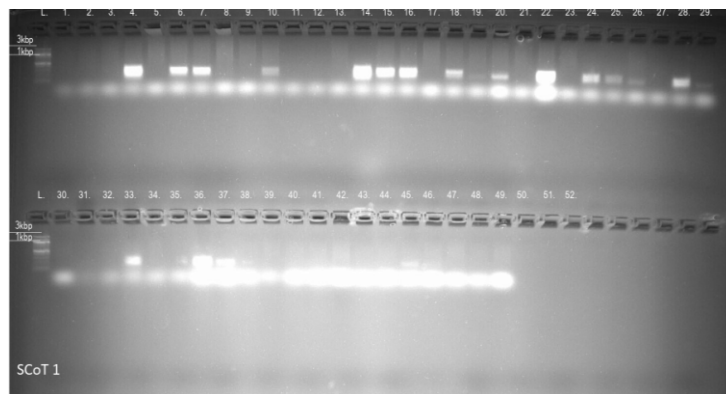
MARKER-TRAIT ASSOCIATION IN SELECTED NIGERIAN MINI-CORE PIGEONPEA [*Cajanus cajan* (L.) Millsp.] ACCESSIONS USING SCoT MARKERS

Amusa, O.D.*, Okpanachi, F.E., Olatunji, E.A., Onyeka, S.C., Jonathan, D.S., Ogunkanmi, L.A. and Oboh, B.O.

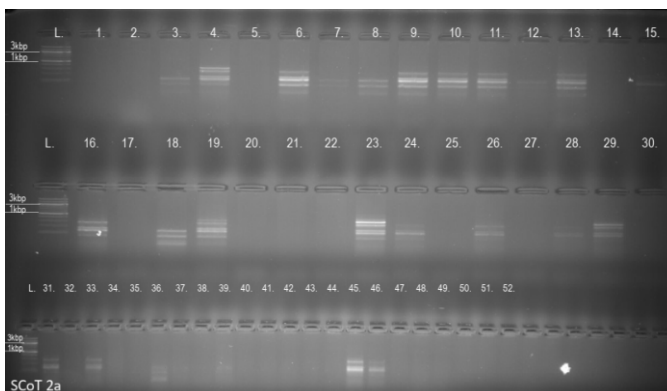
Department of Cell Biology and Genetics, University of Lagos, Nigeria

Corresponding Author's Email: odamusa@unilag.edu.ng

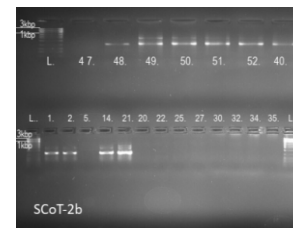
(Received: 3rd February, 2022; Accepted: 21st September, 2022)



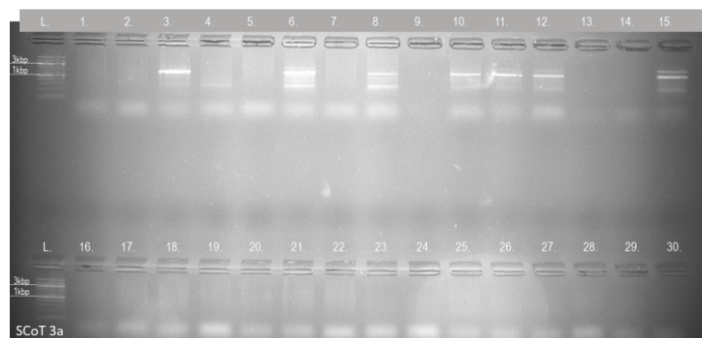
Supplementary Figure 1: SCoT-1 amplicon pattern among pigeonpea genotypes evaluated



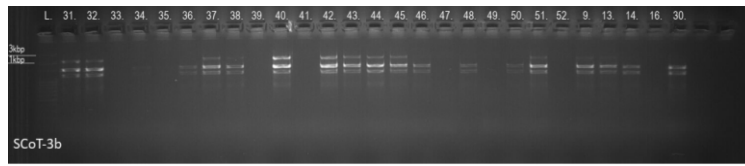
Supplementary Figure 2a: SCoT-2 amplicon pattern among pigeonpea genotypes evaluated



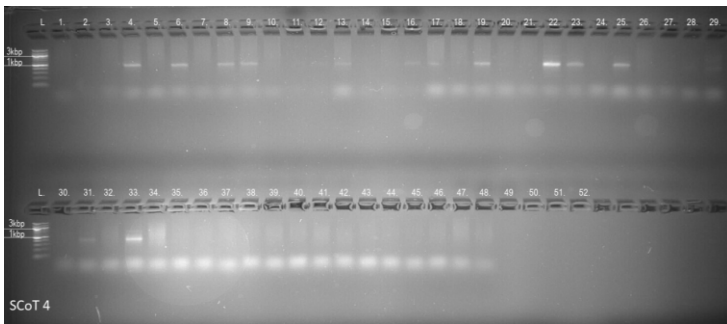
Supplementary Figure 2b: SCoT-2 amplicon pattern among pigeonpea genotypes evaluated (rerun for unamplified genotypes)



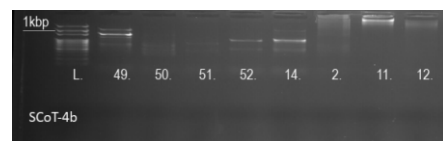
Supplementary Figure 3a: SCoT-3a amplicon pattern among pigeonpea genotypes evaluated (1-



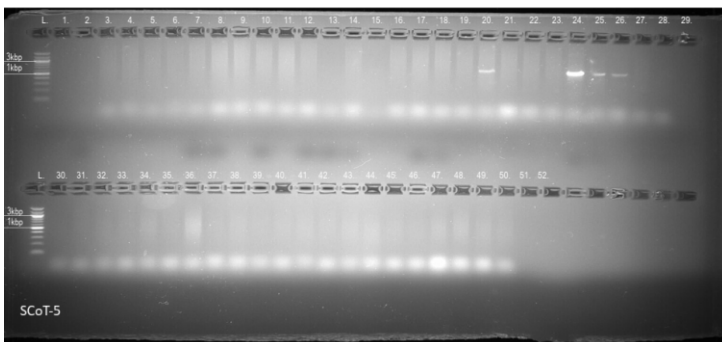
Supplementary Figure 3b: SCoT-3 amplicon pattern among pigeonpea genotypes evaluated (31-52, and some rerun for unamplified genotypes)



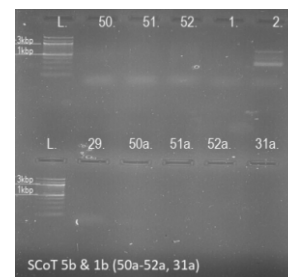
Supplementary Figure 4a: SCoT-4a amplicon pattern among pigeonpea genotypes evaluated



Supplementary Figure 4b: SCoT-4 amplicon pattern among pigeonpea genotypes evaluated (rerun for some unamplified genotypes)



Supplementary Figure 5a: SCoT-5 amplicon pattern among pigeonpea genotypes evaluated



Supplementary Figure 5b: SCoT-5 amplicon pattern among pigeonpea genotypes evaluated (rerun for unamplified genotypes)