



ECOLOGICAL IMPLICATIONS OF BACTERIAL DEGRADATION OF ALKANES IN PETROLEUM-CONTAMINATED ENVIRONMENTS: A REVIEW OF MICROBIAL COMMUNITY DYNAMICS AND FUNCTIONAL INTERACTIONS

ADETITUN, D. O. AND TOMILAYO, R. B

(Received 22 June 2023; Revision Accepted 18 July 2023)

ABSTRACT

This review explores the ecological implications of bacterial degradation of alkanes in petroleum-contaminated environments, with a focus on microbial community dynamics and functional interactions. The complex interplay between alkane-degrading bacteria and other microorganisms shapes the fate and behavior of petroleum hydrocarbons, influencing ecosystem functioning and stability. The microbial community structure in petroleum-contaminated environments is characterized by a diverse assemblage of alkane-degrading bacteria (Such as *Pseudomonas* sp., *Alcaligenes* sp., *Bacillus* sp., *Acinetobacter* sp). These bacteria exhibit varying abilities to degrade different hydrocarbon fractions, leading to distinct patterns in community composition. Factors such as hydrocarbon concentration, environmental conditions, and the presence of co-contaminants influence the abundance and distribution of alkane-degrading taxa, shaping the microbial community dynamics. Functional interactions among alkane-degrading bacteria are essential for efficient degradation processes. Synergistic interactions and metabolic cooperation between different microbial species enhance the degradation capabilities of the community as a whole. Co-metabolism and cross-feeding relationships among bacteria enable the degradation of complex hydrocarbon mixtures. Furthermore, non-degrading microorganisms contribute to the overall alkane degradation process by providing essential metabolic intermediates or modulating environmental conditions. The presence of alkane-degrading bacteria affects the diversity and abundance of other microbial communities, leading to cascading effects on the broader ecosystem. Molecular tools, such as high-throughput sequencing and metagenomics, have advanced our understanding of microbial community structure and function. This review provides valuable insights into the ecological implications of bacterial degradation of alkanes in petroleum-contaminated environments. It highlights the importance of microbial community dynamics and functional interactions in shaping the fate of petroleum hydrocarbons and emphasizes the potential of harnessing these interactions for effective bioremediation strategies. Further research is needed to unravel the complex ecological networks involved in alkane degradation and to develop innovative approaches for sustainable environmental management.

KEYWORDS: Bacterial degradation, Alkanes, Petroleum-contaminated environments, Microbial community dynamics, Functional interactions.

INTRODUCTION

According to Nowak *et al.* (2019). petroleum contamination poses a significant threat to natural environments, with long-lasting ecological implications.

However, nature has provided us with a remarkable solution in the form of bacterial degradation of alkanes. Bacteria have evolved the ability to utilize petroleum hydrocarbons as a carbon and energy source, playing a crucial role in mitigating the

Adetitun, D. O., Department of Microbiology, Faculty of Life Sciences, University of Ilorin, Nigeria
Tomilayo, R. B., Department of Microbiology, Faculty of Life Sciences, University of Ilorin, Nigeria

environmental impact of oil spills and petroleum pollution (Adetunji *et al.*, 2021).

This review aims to explore the ecological implications of bacterial degradation of alkanes in petroleum-contaminated environments. The intricate interplay between alkane-degrading bacteria and other microorganisms shapes the fate and behavior of petroleum hydrocarbons, influencing ecosystem functioning and stability.

Microbial community dynamics in petroleum-contaminated environments are highly complex (Figure 1). These environments host a diverse array of bacteria capable of degrading different fractions of hydrocarbons.

Functional interactions among alkane-degrading bacteria are essential for the efficient degradation of petroleum hydrocarbons. Synergistic interactions and metabolic cooperation among different microbial species enhance the degradation capabilities of the community (Love *et al.*, 2021).

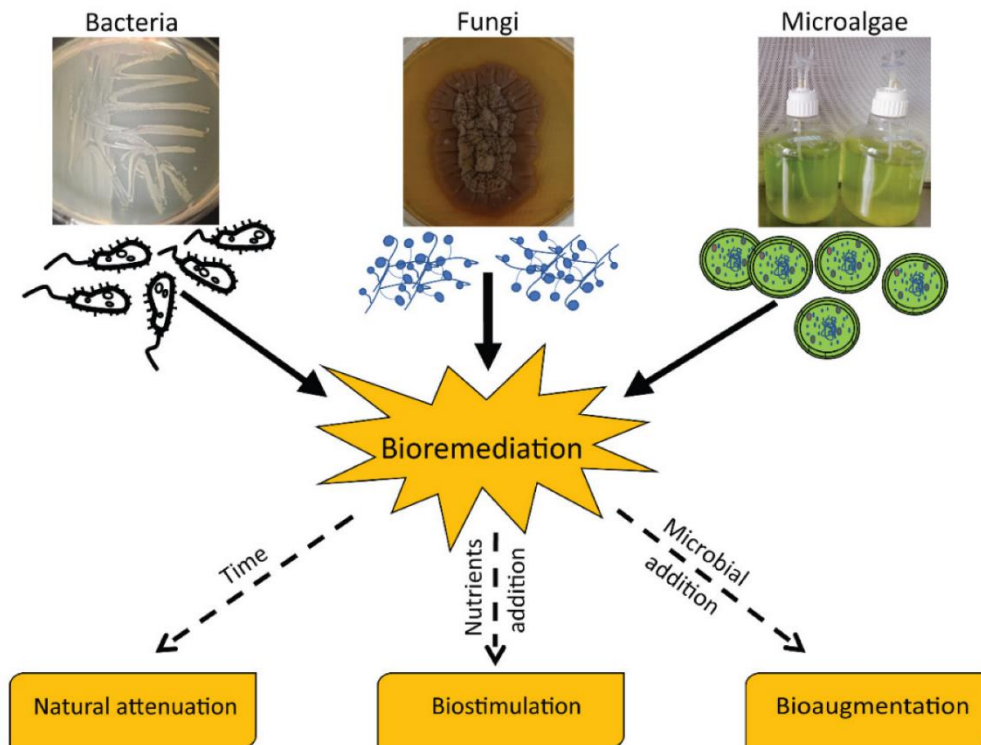


Figure 1: The complex nature of microbial community dynamics in petroleum-contaminated environments (Dell'Anno *et al.*, 2021).

The ecological implications of bacterial degradation of alkanes extend beyond hydrocarbon removal. Microbial communities involved in alkane degradation influence nutrient cycling, energy flow, and biogeochemical processes in petroleum-contaminated environments.

Biostimulation generally involves the addition of rate limiting nutrients while bioaugmentation involves the addition of specific bacteria capable of biodegradation. Biostimulation is generally favoured due to safety and cost reasons. Bioaugmentation becomes necessary when bacteria that are autochthonous are incapable of biodegradation. In biostimulation, the possible nutrient sources are nitrogen, phosphorus and potassium,

By comprehensively reviewing the current knowledge on microbial community dynamics and functional interactions in bacterial degradation of alkanes, this study aims to provide insights into the ecological implications of this important process.

Microbial Community Structure in Petroleum-Contaminated Environments

Petroleum contamination poses a significant environmental challenge due to its complex mixture of hydrocarbons and microorganisms which can persist in soil, water, and sediments. One of the key factors influencing the fate and impact of petroleum in the environment is the microbial community structure present in petroleum-contaminated sites (Koshlaf and Ball, 2017).

The microbial community structure in petroleum-contaminated environments is highly diverse and complex. Various bacterial, archaeal, and fungal species have been identified as important players in petroleum hydrocarbon degradation. These microorganisms possess unique metabolic capabilities that enable them to utilize different fractions of hydrocarbons as carbon and energy sources.

The composition and abundance of microbial communities in petroleum-contaminated environments are influenced by several factors. The type and extent of contamination, environmental conditions (such as temperature, pH, and oxygen availability), nutrient availability, and the presence of co-contaminants all contribute to shaping the microbial community structure (Khan et al., 2020).

Advancements in molecular biology techniques, such as high-throughput sequencing and metagenomics, have revolutionized our understanding of microbial community structure in petroleum-contaminated environments. These techniques allow for the identification and characterization of microorganisms, even those that cannot be readily cultured in the laboratory.

Moreover, studies have revealed spatial and temporal variations in microbial community structure within petroleum-contaminated environments. Microbial populations can exhibit stratification within contaminated soil layers or show differences between contaminated and uncontaminated sites (Wang et al., 2023).

By unraveling the relationships between microbial community structure and environmental variables, researchers can identify key microbial players and their functional roles in hydrocarbon degradation processes. This knowledge can be applied to optimize bioremediation strategies and improve our

ability to restore petroleum-contaminated ecosystems.

Functional Interactions in Alkane Degradation

The process by which microorganisms break down and utilize alkanes as carbon and energy sources, is a complex and intricate process that involves a variety of functional interactions among different microbial species. These functional interactions play a crucial role in the efficiency and effectiveness of alkane degradation and have important implications for environmental remediation and biotechnological applications (Doukani et al., 2023).

One of the key functional interactions in alkane degradation is the synergy among different microbial species (Figure 2). Different groups of microorganisms, including bacteria, archaea, and fungi, work together in a cooperative manner to degrade alkanes. For instance, certain bacteria may initiate the degradation process by producing extracellular enzymes that convert large alkanes into smaller, more accessible compounds (Figure 3). These intermediate products can then be further metabolized by other microorganisms, such as specialized alkane-degrading bacteria or fungi, which possess specific enzymatic capabilities to break down and utilize these compounds. This cooperative behavior allows for the efficient degradation of complex hydrocarbon mixtures and ensures the complete mineralization of alkanes (Kour et al., 2022).

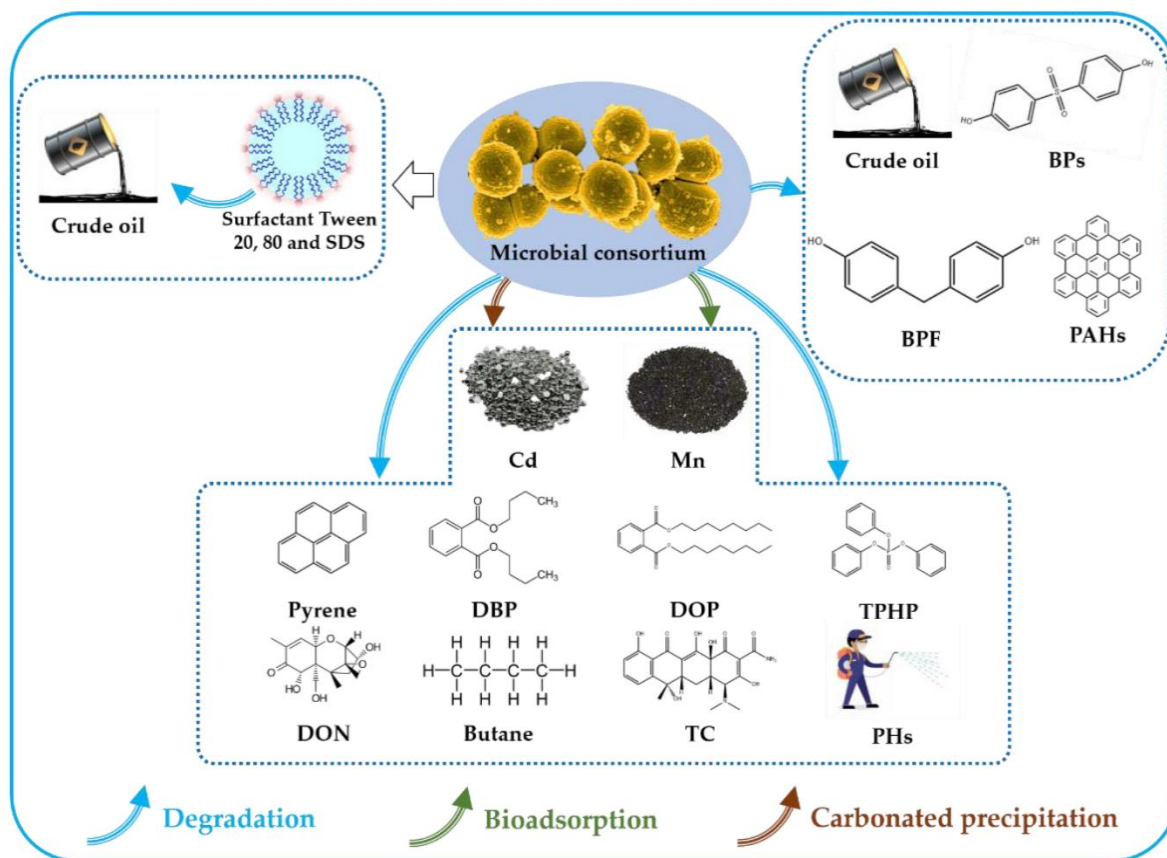


Figure 2: Use of microbial consortia to degrade hydrocarbons (Zhang and Houjin, 2022).

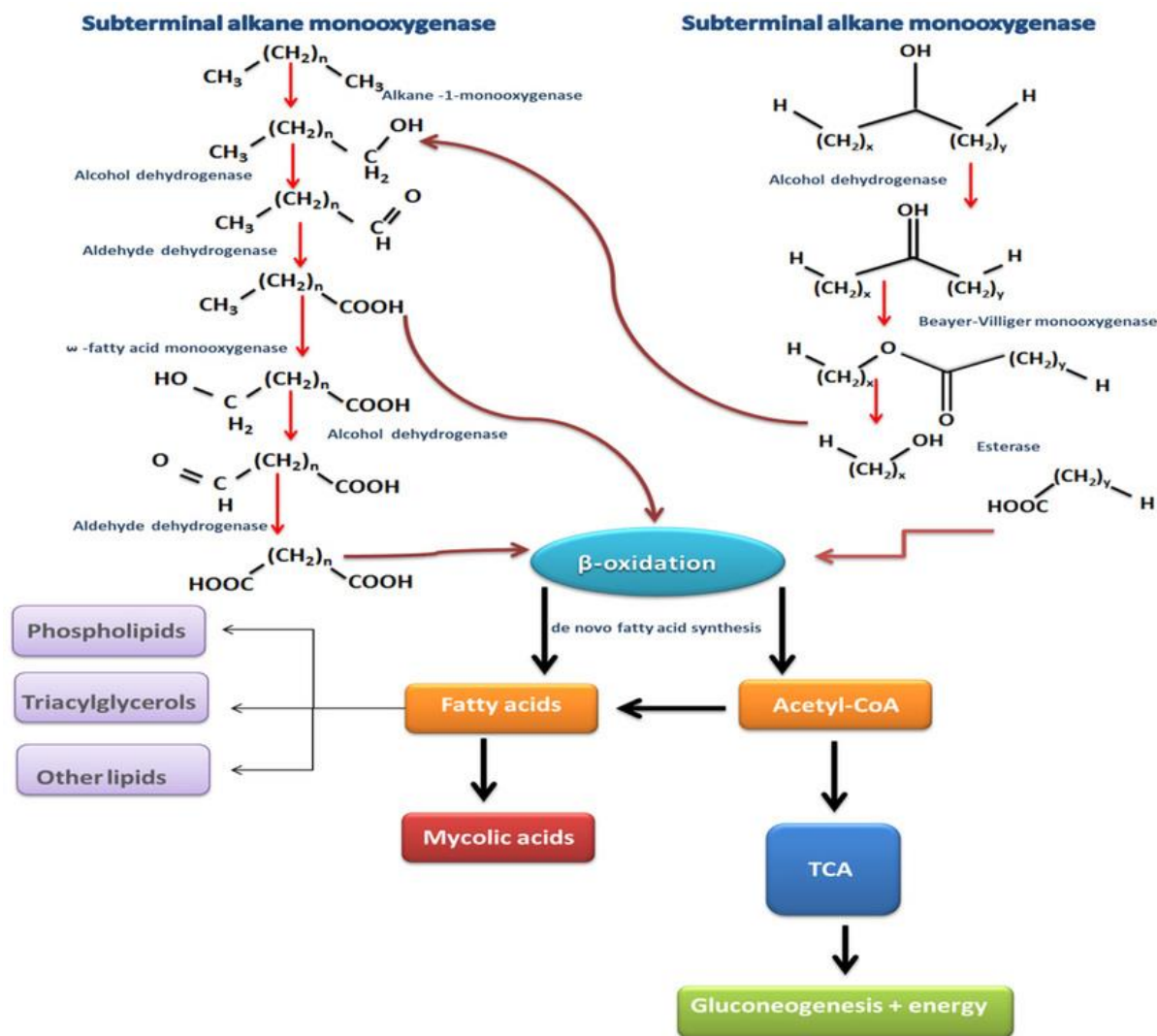


Figure 3: The major n-alkanes degradation pathways (terminal and subterminal oxidation). (Koshlaf and Ball, 2017).

In addition to synergy, metabolic cooperation also plays a significant role in alkane degradation. Microorganisms may engage in cross-feeding relationships, where one organism produces metabolic intermediates or by-products that serve as substrates for another organism. For example, some alkane-degrading bacteria can produce metabolites, such as alcohols or organic acids, during the degradation process (Fernandes, 2021). These metabolites can be utilized by other microorganisms as carbon and energy sources, promoting the overall efficiency of alkane degradation. This metabolic cooperation contributes to the resilience and adaptability of microbial communities in petroleum-contaminated environments (Cao *et al.*, 2022). Functional interactions in alkane degradation are not limited to direct metabolic cooperation but can also involve indirect interactions mediated by signaling molecules. Microorganisms can communicate through the secretion of signaling molecules, such as

quorum-sensing compounds, which allow them to coordinate their behavior and regulate gene expression. This intercellular communication enables the synchronization of metabolic activities and the optimization of alkane degradation processes within microbial communities (Nawaz *et al.*, 2022). Understanding the functional interactions in alkane degradation is crucial for the development of effective bioremediation strategies and biotechnological applications. By elucidating the cooperative and synergistic relationships among different microorganisms, researchers can harness the potential of these functional interactions to enhance the efficiency of alkane degradation processes. This knowledge can be applied to design tailored microbial consortia or engineer specific metabolic pathways to optimize alkane degradation for environmental remediation or the production of valuable compounds from petroleum resources (Cao *et al.*, 2022).

Ecological Implications of Bacterial Alkane Degradation

Bacterial alkane degradation is a key process that plays a significant role in the natural attenuation and remediation of petroleum hydrocarbon-contaminated environments. The ability of certain bacteria to degrade alkanes, which are major components of crude oil, has important ecological implications for the fate and impact of petroleum contamination. Understanding these implications is crucial for effective environmental management and the development of bioremediation strategies. One of the primary ecological implications of bacterial alkane degradation is the transformation

and removal of petroleum hydrocarbons from the environment (Figure 4). Alkanes are highly recalcitrant and persist in the environment for extended periods, posing a significant risk to ecosystems. Bacterial degradation processes, driven by specific enzymes produced by alkane-degrading bacteria, result in the conversion of alkanes into simpler compounds that can be utilized by other organisms as carbon and energy sources. This degradation process reduces the bioavailability and toxicity of petroleum hydrocarbons, leading to the restoration of contaminated environments (Chaudhary *et al.*, 2020).

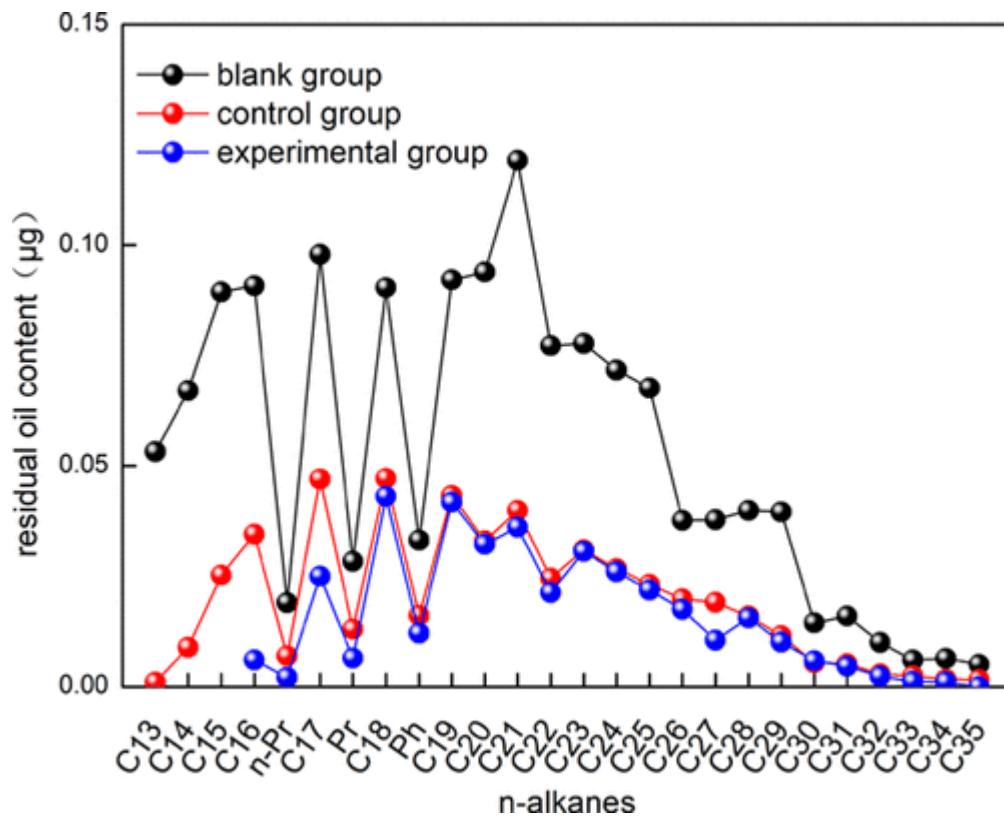


Figure 4: Biological Degradation and Transformation of hydrocarbons (Chen *et al.*, 2019)

Furthermore, bacterial alkane degradation can have cascading effects on microbial community dynamics and ecosystem functioning. The introduction and proliferation of alkane-degrading bacteria in petroleum-contaminated environments can lead to shifts in the composition and structure of microbial communities. Certain bacteria may become dominant in response to the presence of alkanes, altering the balance and diversity of the microbial community. These changes can have cascading effects on various ecosystem processes, such as nutrient cycling and carbon sequestration, which are mediated by microbial communities (Li *et al.*, 2023). The ecological implications of bacterial alkane degradation extend beyond the immediate degradation process. The metabolic activities of alkane-degrading bacteria can influence the

interactions and relationships between different organisms in the environment. For example, certain bacteria may produce secondary metabolites or by-products during the degradation process, which can serve as signaling molecules or substrates for other organisms. These interactions can influence the growth, behavior, and functional traits of other microbial species, ultimately shaping the ecological dynamics of the ecosystem (Bacosa *et al.*, 2022). It is also important to consider the potential for microbial adaptation and evolution in response to long-term exposure to alkane contamination. Bacterial populations exposed to chronic contamination have the capacity to develop and enhance their alkane degradation capabilities through genetic mutations, horizontal gene transfer, or the acquisition of new metabolic pathways. This

adaptive response can lead to the emergence of more efficient alkane-degrading bacteria and the diversification of microbial communities in petroleum-contaminated environments (Maqsood *et al.*, 2023).

Long-term effects and resilience of microbial communities in petroleum-contaminated sites

Petroleum contamination represents a significant challenge for environmental ecosystems, as it introduces complex mixtures of hydrocarbons into

the environment. The fate and long-term effects of petroleum contamination are closely linked to the responses and resilience of microbial communities present in these sites (Figure 5). Understanding the long-term effects and resilience of microbial communities in petroleum-contaminated sites is crucial for effective environmental management and the development of sustainable bioremediation strategies (Haleyur *et al.*, 2019; Xu *et al.*, 2022).

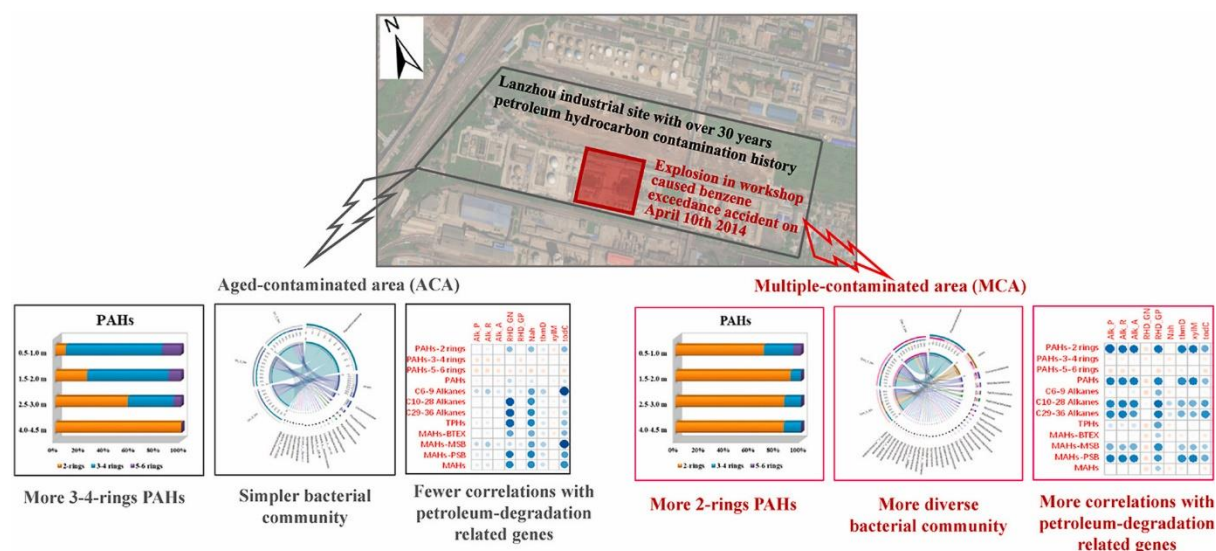


Figure 5: Responses and resilience of microbial communities present in sites polluted by petroleum hydrocarbons (Sun *et al.*, 2022)

One of the key long-term effects of petroleum contamination on microbial communities is the selection and enrichment of specific microbial taxa capable of degrading hydrocarbons. Over time, certain microbial populations adapt and develop the ability to utilize petroleum hydrocarbons as carbon and energy sources. This process often involves the proliferation of specialized hydrocarbon-degrading bacteria, such as hydrocarbonoclastic bacteria, which play a critical role in the biodegradation of petroleum compounds. These changes in microbial community composition and function have long-term consequences for the ecosystem's resilience and recovery potential (Stabnikova *et al.*, 2021).

Despite the ability of microbial communities to degrade petroleum hydrocarbons, long-term exposure to contamination can have detrimental effects on overall community diversity and ecosystem functioning (Potts *et al.*, 2022). High levels of hydrocarbons and associated toxic compounds can inhibit the growth and activity of non-specialized microbial species, leading to a loss of biodiversity and reduced functional redundancy. This reduction in microbial diversity may impact important ecosystem processes, such as nutrient cycling and organic matter decomposition, with potential cascading effects on higher trophic levels (Sokol *et al.*, 2022).

However, microbial communities in petroleum-contaminated sites often exhibit remarkable

resilience and the ability to recover following remediation efforts. This resilience is attributed to the inherent metabolic diversity and adaptability of microbial populations. Over time, as petroleum hydrocarbons are gradually degraded, microbial communities can undergo succession, with the establishment of more diverse and functionally versatile microbial taxa. Additionally, microbial communities can exhibit cross-feeding interactions, where certain groups of microorganisms utilize metabolic by-products generated by hydrocarbon-degrading bacteria, thereby enhancing community resilience and functional stability (Yan *et al.*, 2016).

It is important to note that the long-term effects and resilience of microbial communities in petroleum-contaminated sites are influenced by various factors. These include the nature and extent of the contamination, environmental conditions (e.g., temperature, pH, oxygen availability), and the presence of other pollutants or stressors. Additionally, the presence of indigenous microorganisms and the potential for horizontal gene transfer can also contribute to the resilience and adaptation of microbial communities in contaminated environments (Jiao *et al.*, 2016).

Application of metagenomics and metatranscriptomics in studying alkane-degrading communities

Metagenomics involves the direct sequencing and analysis of DNA extracted from environmental samples, providing insights into the taxonomic composition and functional potential of the microbial community. In the context of alkane degradation, metagenomics allows for the identification and characterization of genes involved in alkane metabolism, such as alkane monooxygenases and other key enzymes. By comparing metagenomic datasets from different environments, researchers can assess the distribution and diversity of alkane-degrading microbial communities across diverse habitats and uncover novel alkane degradation pathways (Kumar *et al.*, 2020).

Metatranscriptomics, on the other hand, focuses on the analysis of RNA molecules extracted from environmental samples, providing information about the active genes and metabolic processes occurring in the microbial community at a given time. By studying the transcriptome of alkane-degrading communities, researchers can gain insights into the genes being expressed during alkane degradation, the regulation of gene expression under different environmental conditions, and the metabolic activity of specific microbial taxa. Metatranscriptomics can help elucidate the dynamic response of microbial communities to changing environmental factors and provide a deeper understanding of the functional interactions within alkane-degrading consortia (Hassa *et al.*, 2018).

Functional genes involved in microbial alkanes biodegradation should be explained.

Microbial degradation of alkanes is facilitated by a variety of functional genes (Brzeszcz and Kaszycki, 2018) that encode enzymes involved in the different metabolic pathways. Here are some of the key functional genes associated with microbial alkanes biodegradation:

Alkane Monooxygenase Genes (alkB): The alkB gene family encodes alkane monooxygenases, which are enzymes responsible for the initial step in alkane degradation. Alkane monooxygenases catalyze the insertion of oxygen into the alkane molecule, leading to the formation of alcohol intermediates. Different alkB genes may have specificity towards specific chain lengths of alkanes.

Aldehyde Dehydrogenase Genes (aldH): Aldehyde dehydrogenases are enzymes involved in the oxidation of aldehyde intermediates produced during alkane degradation. These genes play a crucial role in converting aldehyde compounds into fatty acids, which can be further metabolized by the cell.

Alcohol Dehydrogenase Genes (adh): Alcohol dehydrogenases are responsible for the conversion of alcohols, such as the alcohol intermediates generated during alkane degradation, into corresponding aldehydes or ketones. They participate in the metabolic pathways that convert alcohols into fatty acids.

Cytochrome P450 Genes: Cytochrome P450 enzymes are involved in the oxidation reactions of various organic compounds, including alkanes. They play a role in alkane hydroxylation, which introduces hydroxyl groups into the alkane structure. Different cytochrome P450 genes may exhibit substrate specificity for different chain lengths of alkanes.

Alkane Hydrolase Genes: Alkane hydrolases are enzymes that catalyze the hydrolysis of alkanes into corresponding alcohols. They play a role in the initial breakdown of alkanes and are often associated with microbial species capable of utilizing alkanes as a carbon source.

Alkane Transporter Genes: Genes encoding alkane transporters are responsible for the uptake of alkanes into the microbial cell. These transporters facilitate the entry of alkanes into the cytoplasm, where they can be further metabolized.

Enzymes involved in microbial alkanes biodegradation

Microbial degradation of alkanes involves a diverse array of enzymes that enable the breakdown and utilization of these hydrocarbon compounds (Kumari and Das 2023). Here are some key enzymes involved in microbial alkanes biodegradation:

Alkane Monooxygenases: Alkane monooxygenases are a group of enzymes that initiate the degradation of alkanes by introducing an oxygen atom into the alkane molecule. These enzymes catalyze the hydroxylation of alkanes, converting them into primary alcohols. The two main types of alkane monooxygenases are soluble methane monooxygenase (sMMO) and particulate methane monooxygenase (pMMO). These enzymes are also involved in the degradation of longer chain alkanes.

Aldehyde Dehydrogenases: Aldehyde dehydrogenases are responsible for the oxidation of aldehyde intermediates that are produced during alkane degradation. These enzymes convert aldehydes into fatty acids, which can be further metabolized by the cell. Aldehyde dehydrogenases play a critical role in channeling the metabolic intermediates towards complete degradation.

Alcohol Dehydrogenases: Alcohol dehydrogenases are involved in the oxidation of alcohols, such as those generated from the breakdown of alkanes. These enzymes convert alcohols into corresponding aldehydes or ketones, which can be further metabolized through various pathways.

Cytochrome P450 Monooxygenases: Cytochrome P450 monooxygenases are a large family of enzymes involved in the oxidative metabolism of a wide range of compounds, including alkanes. They catalyze hydroxylation reactions by introducing a hydroxyl group into the alkane molecule. Cytochrome P450 enzymes exhibit diverse substrate specificities and play a crucial role in the initial steps of alkane degradation.

Alkane Hydrolases: Alkane hydrolases are enzymes that catalyze the hydrolysis of alkanes, breaking them down into corresponding alcohols.

These enzymes are involved in the initial steps of alkane degradation and are commonly found in microorganisms that utilize alkanes as a carbon source.

Dioxygenases: Dioxygenases are a group of enzymes that cleave the carbon-carbon bonds in alkanes. They introduce two oxygen atoms into the alkane molecule, resulting in the formation of two alcohol intermediates. Dioxygenases play a crucial role in the complete degradation of alkanes, particularly in the metabolism of complex hydrocarbons.

Phylogenetic analysis involved in microbial alkanes biodegradation

Phylogenetic analysis is a powerful tool used to study the evolutionary relationships between different organisms based on their genetic information. It can provide insights into the diversity, evolutionary history, and functional capabilities of microorganisms involved in alkanes biodegradation. Here are some aspects of phylogenetic analysis commonly used in studying microbial alkanes biodegradation (Wang *et al.*, 2022).

Marker Genes: Phylogenetic analysis often involves the use of specific marker genes to infer the evolutionary relationships among microorganisms. In the case of alkanes biodegradation, the genes encoding enzymes involved in alkane metabolism, such as alkane monooxygenases or alkane hydroxylases, can serve as valuable markers. These genes are sequenced and compared across different microbial strains or species to determine their relatedness and evolutionary history.

DNA Sequencing: DNA sequencing technologies have revolutionized phylogenetic analysis by allowing the determination of the DNA sequences of various genes. Sequencing the marker genes involved in alkanes biodegradation from different microorganisms helps in constructing phylogenetic trees and determining the evolutionary relationships between them. Commonly used marker genes for phylogenetic analysis include 16S rRNA for bacteria and archaea and 18S rRNA for eukaryotes.

Phylogenetic Tree Construction: Phylogenetic trees are graphical representations of the evolutionary relationships between organisms. They are constructed based on sequence similarities or dissimilarities between marker genes. Various methods, such as maximum likelihood or neighbor-joining algorithms, are employed to construct phylogenetic trees. These trees can provide insights into the diversity of microorganisms involved in alkanes biodegradation and their evolutionary relationships.

Comparative Genomics: Comparative genomics involves analyzing the genomic sequences of different organisms to understand their functional capabilities and evolutionary relationships. By comparing the genomes of alkane-degrading microorganisms, researchers can identify conserved genes and genetic pathways involved in alkanes biodegradation. Comparative genomics provides

valuable information about the genetic basis of alkane metabolism and helps elucidate the evolutionary history of alkanes biodegradation.

Metagenomics: Metagenomics allows the study of microbial communities directly from environmental samples without the need for isolation and cultivation. Metagenomic sequencing of environmental samples can provide a snapshot of the genetic diversity and functional potential of microorganisms involved in alkanes biodegradation in their natural habitats. By analyzing the metagenomic data, researchers can identify novel genes and microbial lineages associated with alkanes biodegradation.

Understanding the ecological roles of alkane-degrading bacteria in bioremediation processes

Bioremediation is a promising approach for the cleanup of petroleum-contaminated environments, and alkane-degrading bacteria play a crucial role in this process. These specialized microorganisms possess the metabolic capability to break down and utilize alkanes, the major components of petroleum, as carbon and energy sources. As such, they have garnered significant attention for their potential to remediate hydrocarbon-contaminated sites effectively. However, understanding the ecological roles of alkane-degrading bacteria within bioremediation processes is essential for optimizing and enhancing their effectiveness (Mahjoubi *et al.*, 2018).

One key ecological role of alkane-degrading bacteria is their ability to transform complex mixtures of hydrocarbons into less toxic and more biodegradable forms. By metabolizing alkanes, these bacteria facilitate the degradation and mineralization of petroleum pollutants, converting them into simpler compounds that can be readily utilized by other microorganisms or assimilated into the environment. This degradation process helps to reduce the environmental impact of petroleum contamination and promotes the restoration of contaminated ecosystems (Medić *et al.*, 2020).

Furthermore, alkane-degrading bacteria often form complex interactions and associations with other microbial species, including non-alkane degraders, in bioremediation systems (Hu *et al.*, 2020). These interactions can range from mutualistic symbiosis to competitive relationships, depending on the specific environmental conditions and microbial community composition. Such interactions can influence the degradation efficiency and overall performance of bioremediation processes. For example, syntrophic interactions between alkane degraders and other microbial groups may enhance alkane degradation rates through the exchange of metabolites or removal of inhibitory compounds, thereby improving the overall remediation outcomes (Pugnaire *et al.*, 2019).

Moreover, alkane-degrading bacteria can contribute to the establishment and maintenance of microbial diversity and stability in contaminated environments. They often serve as primary degraders, breaking

down complex hydrocarbons and creating niches for other microorganisms to thrive. By initiating the degradation of alkanes, these bacteria facilitate the subsequent colonization and growth of secondary degraders, ensuring the complete degradation of petroleum hydrocarbons. The presence of diverse microbial communities with complementary metabolic capabilities enhances the resilience and effectiveness of bioremediation processes, particularly in complex and challenging environments.

Bacterial degradation of alkanes: Emerging research areas and knowledge gaps

One emerging research area is the exploration of novel bacterial species and communities with alkane-degrading capabilities. Despite the identification of several well-known alkane-degrading bacteria, the microbial diversity associated with alkane degradation in various environments remains largely unexplored. Recent advancements in high-throughput sequencing technologies and metagenomic analysis have revealed the presence of previously unrecognized bacterial taxa with the potential to degrade alkanes. Understanding the diversity and functional roles of these novel bacterial communities is crucial for expanding our knowledge of alkane degradation and discovering new bioremediation strategies (Moreno-Ulloa *et al.*, 2020). Another important research area is the elucidation of the genetic and molecular mechanisms underlying alkane degradation. Although the initial steps of alkane breakdown by bacteria have been well characterized, many details of the enzymatic pathways and regulatory networks involved are still not fully understood. The identification and characterization of key enzymes, regulatory genes, and their interactions are essential for unraveling the complete metabolic pathways of alkane degradation. Additionally, the investigation of the genetic adaptations and evolutionary processes that enable bacteria to thrive on alkanes in different environments is a promising area for future research (Yin *et al.*, 2022).

Furthermore, there is a need to explore the factors influencing the efficiency and kinetics of alkane degradation by bacteria. Various environmental factors, such as temperature, pH, nutrient availability, and the presence of co-contaminants, can significantly affect the rate and extent of alkane degradation. Understanding the impact of these factors on microbial communities and their enzymatic activities is important for optimizing bioremediation strategies and predicting the fate and persistence of petroleum hydrocarbons in different environments.

CONCLUSION

In conclusion, the ecological implications of bacterial degradation of alkanes in petroleum-contaminated environments are complex and far-reaching. This review has provided a comprehensive overview of

the microbial community dynamics and functional interactions involved in alkane degradation, highlighting the crucial role of bacteria in the remediation of petroleum hydrocarbon contamination. The findings discussed in this review underscore the importance of understanding the intricate relationships between bacteria, their surrounding environment, and the targeted pollutants.

The microbial community structure in petroleum-contaminated environments is highly diverse and dynamic, with various bacterial taxa playing key roles in alkane degradation. The functional interactions between alkane-degrading bacteria and other microbial species, including co-degraders and syntrophic partners, influence the efficiency and effectiveness of the degradation process. The presence of biofilm-forming organisms further adds to the complexity of microbial interactions and the formation of specialized microenvironments for enhanced degradation.

Furthermore, the long-term effects and resilience of microbial communities in petroleum-contaminated sites have significant implications for environmental restoration and the sustainability of bioremediation strategies. Understanding the factors that shape the microbial community composition and their responses to environmental changes is crucial for predicting the long-term fate of petroleum hydrocarbons and designing effective remediation approaches.

The application of metagenomics and metatranscriptomics has revolutionized our ability to study alkane-degrading communities, providing insights into the functional genes, metabolic pathways, and regulatory networks involved. These omics approaches, combined with ecological modeling and systems biology, enable a comprehensive understanding of alkane degradation dynamics and offer opportunities for targeted interventions and optimization of bioremediation strategies.

Overall, this review highlights the importance of considering microbial community dynamics and functional interactions in the context of bacterial degradation of alkanes in petroleum-contaminated environments. The knowledge gained from studying these ecological implications has practical implications for the development of sustainable bioremediation technologies and the management of petroleum contamination. By harnessing the potential of bacterial communities and understanding their ecological roles, we can effectively mitigate the environmental impact of petroleum pollution and restore contaminated ecosystems.

Funding: No external funding was received

Conflict of interest: All authors declare that there is no conflict of interest.

Availability of data and material: All data and material are available within the manuscript.

Code Availability: N/A

REFERENCES

- Adetunji, C.O., Anani, O.A. and Panpatte, D., 2021. "Mechanism of actions involved in sustainable ecorestoration of petroleum hydrocarbons polluted soil by the beneficial microorganism." *Microbial Rejuvenation of Polluted Environment: Vol. 2*, p189-p206. http://dx.doi.org/10.1007/978-981-15-7455-9_8.
- Bacosa, H.P., Ancla, S.M.B., Arcadio, C.G.L.A., Dalogdog, J.R.A., Ellos, D.M.C., Hayag, H.D.A., Jarabe, J.G.P., Karim, A.J.T., Navarro, C.K.P., Palma, M.P.I. and Romarate, R.A., 2022. "From Surface Water to the Deep Sea: A Review on Factors Affecting the Biodegradation of Spilled Oil in Marine Environment." *Journal of Marine Science and Engineering*, Vol. 10(3), p426. <https://doi.org/10.3390/jmse10030426>
- Brzeszcz, J. and Kaszycki, P., 2018., Aerobic bacteria degrading both n-alkanes and aromatic hydrocarbons: an undervalued strategy for metabolic diversity and flexibility. *Biodegradation*, 29, p359-p407. doi: 10.1007/s10532-018-9837-x.
- Cao, Z., Yan, W., Ding, M. and Yuan, 2022. "Construction of microbial consortia for microbial degradation of complex compounds." *Frontiers in Bioengineering and Biotechnology*, Vol. 10:p1051233. <https://doi.org/10.3389/fbioe.2022.1051233>.
- Chaudhary, D.K., Bajagain, R., Jeong, S.W. and Kim, J., 2020. "Biodegradation of diesel oil and n-alkanes (C 18, C 20, and C 22) by a novel strain *Acinetobacter* sp. K-6 in unsaturated soil." *Environmental Engineering Research*, Vol. 25(3), p290-p298. <https://doi.org/10.4491/eer.2019.119>.
- Chen, L., Lei, Z., Luo, X., Wang, D., Li, L. and Li, A., 2019. "Biological degradation and transformation characteristics of total petroleum hydrocarbons by oil degradation bacteria adsorbed on modified straw." *ACS omega*, Vol. 4(6): p10921-p10928. <https://doi.org/10.1021/acsomega.9b00906>.
- Dell' Anno, F., Rastelli, E., Sansone, C., Brunet, C., Ianora, A. and Dell' Anno, A., 2021. "Bacteria, Fungi and Microalgae for the Bioremediation of Marine Sediments Contaminated by Petroleum Hydrocarbons in the Omics Era." *Microorganisms*, Vol. 9(8):.p1695. <https://doi.org/10.3390/microorg9081695>.
- Doukani, K., Boukirat, D., Boumezrag, A., Bouhenni, H. and Bounouira, Y., 2023. "Biodegradation of Pollutants." In *Handbook of Biodegradable Materials* (p 899-p925). Cham: Springer International Publishing.
- Fernandes, A.I.G., 2021. "Unveiling the production of metabolites with flavor enhancement through genome-scale metabolic modelling of a lambic beer microbial community" (Doctoral dissertation).
- Haleyur, N., Shahsavari, E., Jain, S.S., Koshlaf, E., Ravindran, V.B., Morrison, P.D., Osborn, A.M. and Ball, A.S., 2019. "Influence of bioaugmentation and biostimulation on PAH degradation in aged contaminated soils: response and dynamics of the bacterial community." *Journal of environmental management*, Vol. 238: p49-p58. <https://doi.org/10.1016/j.jenvman.2019.02.115>.
- Hassa, J., Maus, I., Off, S., Pühler, A., Scherer, P., Klocke, M. and Schlüter, A., 2018. "Metagenome, metatranscriptome, and metaproteome approaches unraveled compositions and functional relationships of microbial communities residing in biogas plants." *Applied microbiology and biotechnology*, Vol. 102: p5045-p5063. <https://doi.org/10.1007/s00253-018-8976-7>.
- Hu, B., Wang, M., Geng, S., Wen, L., Wu, M., Nie, Y., Tang, Y.Q. and Wu, X.L., 2020. "Metabolic exchange with non-alkane-consuming *Pseudomonas stutzeri* SLG510A3-8 improves n-alkane biodegradation by the alkane degrader *Dietzia* sp. strain DQ12-45-1b." *Applied and Environmental Microbiology*, Vol. 86(8), p1-p15. <https://doi.org/10.1128%2FAEM.02931-19>.
- Jiao, S., Liu, Z., Lin, Y., Yang, J., Chen, W. and Wei, G., 2016. "Bacterial communities in oil contaminated soils: biogeography and co-occurrence patterns." *Soil Biology and Biochemistry*, Vol. 98, p64-p73. <http://dx.doi.org/10.1016/j.soilbio.2016.04.005>.

- Khan, S., Nawab, J. and Waqas, M., 2020. "Constructed wetlands: a clean-green technology for degradation and detoxification of industrial wastewaters." *Bioremediation of Industrial Waste for Environmental Safety: Volume II: Biological Agents and Methods for Industrial Waste Management*, p127-p163. <http://dx.doi.org/10.1016/j.soilbio.2016.04.005>.
- Koshlaf, E. and Ball, A.S., 2017. "Soil bioremediation approaches for petroleum hydrocarbon polluted environments." *AIMS microbiology*, Vol. 3(1), p25-p49. <https://doi.org/10.3934%2Fmicrobiol.2017.1.25>.
- Kumar, V., Thakur, I.S., Singh, A.K. and Shah, M.P., 2020. "Application of metagenomics in remediation of contaminated sites and environmental restoration." In *Emerging technologies in environmental bioremediation*. p197-p232. Elsevier. <http://dx.doi.org/10.1016/B978-0-12-819860-5.00008-0>.
- Kumari, S. and Das, S., 2023. Bacterial enzymatic degradation of recalcitrant organic pollutants: catabolic pathways and genetic regulations. *Environmental Science and Pollution Research*, p1-p30. doi: 10.1007/s11356-023-28130-7.
- Li, Y., Tang, S., Chen, J. and Xi, Z., 2023. "Research Progress and Prospects on Microbial Response and Gas Potential in the Coal Gasification." *Process. Microorganisms*, Vol. 11(5), p.1293. <https://doi.org/10.3390/microorganisms11051293>.
- Love, C.R., Arrington, E.C., Gosselin, K.M., Reddy, C.M., Van Mooy, B.A., Nelson, R.K. and Valentine, D.L., 2021. "Microbial production and consumption of hydrocarbons in the global ocean." *Nature microbiology*, Vol. 6(4), p489-p498. <https://doi.org/10.1038/s41564-020-00859-8>.
- Mahjoubi, M., Cappello, S., Souissi, Y., Jaouani, A. and Cherif, A., 2018. "Microbial bioremediation of petroleum hydrocarbon-contaminated marine environments." *Recent insights in petroleum science and engineering*, Vol. 325, p325-p350. DOI: 10.5772/intechopen.72207.
- Maqsood, Q., Sumrin, A., Waseem, R., Hussain, M., Imtiaz, M. and Hussain, N., 2023. "Bioengineered microbial strains for detoxification of toxic environmental pollutants." *Environmental Research*, p115665. <https://doi.org/10.1016/j.envres.2023.115665>.
- Medić, A., Lješević, M., Inui, H., Beškoski, V., Kojić, I., Stojanović, K. and Karadžić, I., 2020. "Efficient biodegradation of petroleum n-alkanes and polycyclic aromatic hydrocarbons by polyextremophilic *Pseudomonas aeruginosa* strain with multidegradative capacity." *RSC advances*, Vol. 10(24), p14060-p14070. <https://doi.org/10.1039/C9RA10371F>.
- Moreno-Ulloa, A., Sicairos Diaz, V., Tejada-Mora, J.A., Macias Contreras, M.I., Castillo, F.D., Guerrero, A., Gonzalez Sanchez, R., Mendoza-Porras, O., Vazquez Duhalt, R. and Licea-Navarro, A., 2020. "Chemical profiling provides insights into the metabolic machinery of hydrocarbon-degrading deep-sea microbes." *Msystems*, Vol. 5(6), p10-p1128. <https://doi.org/10.1128%2FmSystems.00824-20>.
- Nawaz, M.Z., Subin Sasidharan, R., Alghamdi, H.A. and Dang, H., 2022. "Understanding interaction patterns within deep-sea microbial communities and their potential applications." *Marine Drugs*, Vol. 20(2), p108. <https://doi.org/10.3390%2Fmd20020108>.
- Nowak, P., Kucharska, K. and Kamiński, M., 2019. "Ecological and health effects of lubricant oils emitted into the environment." *International journal of environmental research and public health*. Vol. 16(16), p3002. <https://doi.org/10.3390%2Fijerph16163002>.
- Potts, L.D., Douglas, A., Perez Calderon, L.J., Anderson, J.A., Witte, U., Prosser, J.I. and Gubry-Rangin, C., 2022. "Chronic environmental perturbation influences microbial community assembly patterns." *Environmental Science and Technology*, Vol. 56(4), p2300-p2311. <https://doi.org/10.1021/acs.est.1c05106>.
- Pugnaire, F.I., Morillo, J.A., Peñuelas, J., Reich, P.B., Bardgett, R.D., Gaxiola, A., Wardle, D.A. and Van Der Putten, W.H., 2019. "Climate change effects on plant-soil feedbacks and consequences for biodiversity and functioning of terrestrial ecosystems." *Science advances*, Vol. 5(11), p.eaaz1834. <https://doi.org/10.1126/sciadv.aaz1834>.

- Stabnikova, O., Stabnikov, V., Marinin, A., Klavins, M., Klavins, L. and Vaseashta, A., 2021. "Microbial life on the surface of microplastics in natural waters." *Applied Sciences (Switzerland)*, Vol. 24(11), p1-p19. <http://dx.doi.org/10.3390/app112411692>.
- Sokol, N.W., Slessarev, E., Marschmann, G.L., Nicolas, A., Blazewicz, S.J., Brodie, E.L., Firestone, M.K., Foley, M.M., Hestrin, R., Hungate, B.A. and Koch, B.J., 2022. "Life and death in the soil microbiome: how ecological processes influence biogeochemistry." *Nature Reviews Microbiology*, Vol. 20(7), p415-p430. <https://doi.org/10.1038/s41579-022-00695-z>.
- Sun, Y., Ding, A., Zhao, X., Chang, W., Ren, L., Zhao, Y., Song, Z., Hao, D., Liu, Y., Jin, N. and Zhang, D., 2022. "Response of soil microbial communities to petroleum hydrocarbons at a multi-contaminated industrial site in Lanzhou, China." *Chemosphere*, Vol. 306:p135559. <https://doi.org/10.1016/j.chemosphere.2022.135559>.
- Wang, S., Li, G., Liao, Z., Liu, T. and Ma, T., 2022. A novel alkane monooxygenase (alkB) clade revealed by massive genomic survey and its dissemination association with IS elements. *PeerJ*, 10, p.e14147. doi: 10.7717/peerj.14147.
- Wang, X., Wang, X., Wu, F., Zhang, J., Ai, S. and Liu, Z., 2023. "Microbial community composition and degradation potential of petroleum-contaminated sites under heavy metal stress." *Journal of Hazardous Materials*, p131814. <https://doi.org/10.1016/j.jhazmat.2023.131814>.
- Xu, G., Geng, S., Cao, W., Zuo, R., Teng, Y., Ding, A., Fan, F. and Dou, J., 2022. "Vertical distribution characteristics and interactions of polycyclic aromatic compounds and bacterial communities in contaminated soil in oil storage tank areas." *Chemosphere*, Vol. 301, p134695. <https://doi.org/10.1016/j.chemosphere.2022.134695>.
- Yin, C.F., Xu, Y., Li, T. and Zhou, N.Y., 2022. "Wide distribution of the sad gene cluster for sub-terminal oxidation in alkane utilizers." *Environmental Microbiology*, Vol. 24(12), p6307-p6319. <https://doi.org/10.1111/1462-2920.16124>.
- Zhang, T. and Houjin, Z. 2022. "Microbial Consortia Are Needed to Degrade Soil Pollutants." *Microorganisms* Vol. 10(2): p261. <https://doi.org/10.3390/microorganisms10020261>.