

**DETERMINATION OF SOME HEAVY METALS IN DUMPSITE SOIL AND  
*Abelmoschus esculentus* GROWN NEAR DUMPSITES IN KAFANCHAN  
METROPOLIS, KADUNA STATE, NIGERIA**

**\*CHINDO, S.Y., AGBAJI, E.B. AND OMONIYI, K.I.**

Department of Chemistry, Ahmadu Bello University Zaria, Nigeria

---

**Abstract**

*The seasonal variations in the concentrations of Cd, Cr, Cu, Ni and Pb in the soils and Abelmoschus esculentus fruit grown near 5 dumpsites in Kafanchan metropolis, Nigeria were investigated during the wet and dry seasons of 2015 using atomic absorption spectrophotometry. The soils were sandy loam and alkaline, with the cation exchange capacity, soil particle size distribution, pH, nitrogen, phosphorus and organic matter being higher in the dry season than in the wet. In the dry season, Cd in the soils range from 11.38 - 30.67 mg/kg, Cu 106.52 - 158.42 mg/kg, Ni 52.09 - 119.69 mg/kg, Pb 94.19 - 308.35 mg/kg and Zn 98.43 - 332.83 mg/kg. The metals in the soil were more in the residual fraction (wet season 3.18 – 24.03 mg/kg; dry season 4.08 – 132.37 mg/kg); while the water soluble fraction had the least concentration (wet season 0.55 – 17.35 mg/kg; dry season 0.00 – 25.50 mg/kg). The soil pollution load index in the wet season was 1.95; contamination factor was 0.90 – 4.55 and the geo-accumulation index was -0.51 – 1.11. The mean Cd, Cr, Cu, Ni and Pb in the A. esculentus ranged from 8.51 - 14.36; 7.98 - 14.29; 7.35 - 18.80; 1.33 - 16.75; and 4.08 - 12.63 respectively. The plant had relatively low transfer factor for the metals. This study showed that the soils within the vicinity of the dumpsites were polluted by heavy metals, this calls for proper waste management practices and policy implementation.*

**Key Words:** *Amaranthus esculentus, Residual fractions, Pollution load index, Waste management*

---

**Introduction**

Heavy metal concentrations in soil are associated with biological and geochemical cycles and are related to actions such as agricultural practices, industrial activities and waste disposal methods (Eja *et al.*, 2003). The presence of heavy metals at trace level and essential elements at elevated concentration do cause toxic effects if

exposed to human population (Fong *et al.*, 2008). The accumulation of heavy metals in agricultural soils is of increasing concern due to food safety issues and potential health risks, as well as its detrimental effects on soil ecosystems (Qishlaqi and Moore, 2007).

The presence of dumpsites within living areas in developing nations results from inadequate waste handling facilities,

coupled with poor regional and urban planning, lack of enforcement of relevant laws and edicts on waste disposal and lack of organized landfill sites (Abdus-Salam *et al.*, 2011). The burning of wastes gets rid of the organic materials and oxidizes the metals. These metals get dissolved in rain water and are then leached into soil, and then absorbed by growing plants, thereby entering the food chain (Benson and Ebong, 2005).

The order of bioavailability of the metals in the soils of some dumpsites in Zaria - Nigeria was Cd > Pb > Zn > Mn > Cu (Uba *et al.*, 2008). *Amaranthus spinosis* planted near dumpsites in Kaduna – Nigeria contained As in the range 0.001 - 0.030; Cd 0.019 - 0.250; Hg 0.144 - 0.590 and Mn 0.167 - 0.690 mg/kg in the wet season. The levels of these metals in *Amaranthus spinosis* and the soils did not vary significantly across the season ( $P > 0.05$ ) (Omoniyi *et al.*, 2013).

This work reports the total concentration of Cd, Cu, Ni, Pd and Cr in

dumpsite soils and *Abelmoschus esculentus* planted on the dumpsite soil in Kafanchan metropolis, Kaduna State, Nigeria; in order to assess the pollution indices and the transfer factor of the metals in the plant.

**Materials and Methods**

**Study Area and Sample Collection**

Kafanchan in Kaduna State, Nigeria, is located on 9° 34' 36" N and 8° 16' 19" E. It has a mean temperature of 28°C and an estimated population of about 83,092. The study was carried out in five (5) solid waste dumpsites and a control (CTR) - 5.0 km from Railway quarters) in Kafanchan metropolis, Nigeria. The sites are Garara Street dumpsite (GRR) which is about 30 years old with area 34231 m<sup>2</sup>; Abuja Street dumpsite (ABJ) with area 58371 m<sup>2</sup>; Albarka Street (ABR) dumpsite with area 200644 m<sup>2</sup>; Railway quarters (RLQ) dumpsite with area 420416 m<sup>2</sup>; Garaje dumpsite (GRJ) with area 14231 m<sup>2</sup> (Figure 1).

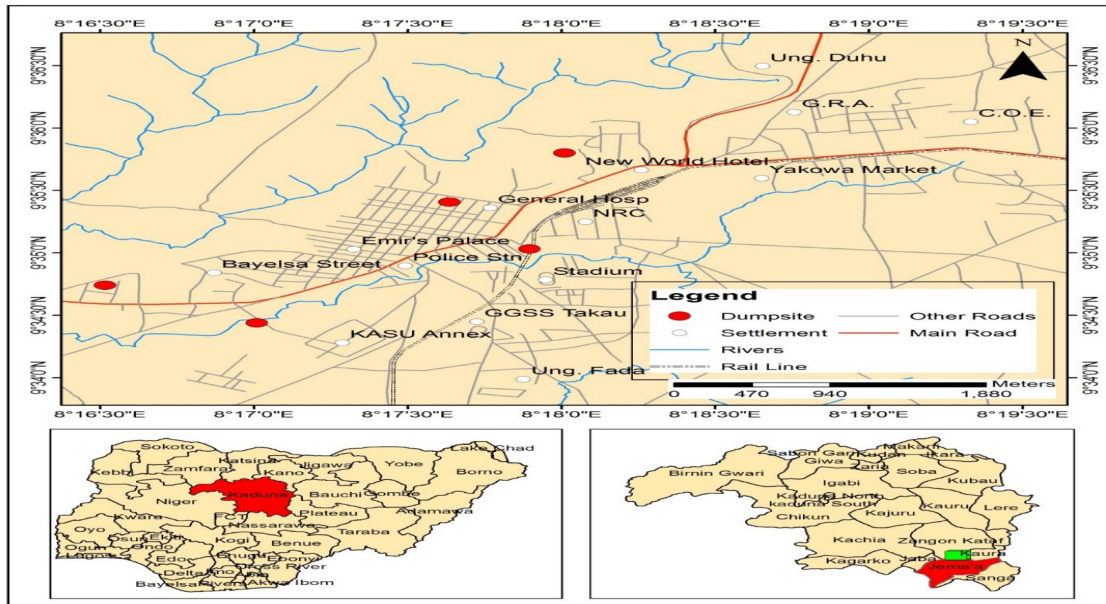


Figure 1: Map of the Study area

Samples were obtained by dividing each dumpsite into four quadrants in a diagonal basis following the methods of Nuonom *et al.* (2000). The dumpsite soils were collected with the aid of a clean stainless steel spoon at a depth of 10 cm from the top soil. The sample collection was in June 2015 (wet season) and November 2015 (dry season). The fruit of *Abelmoschus esculentus* (okra) were collected from farms 5 m from the dumpsite) and the control sites in the dry season.

#### **Determination of Physico-chemical Parameters of the Dumpsite Soil**

The soil sample was homogenized and air dried in circulating air in an oven at 30°C overnight and then passed through a 2 mm sieve (Awofolu, 2005). The pH of 2.0 g of the dried soil mixed with 20.0 cm<sup>3</sup> of distilled water was determined with a Hanna pH meter (model H12211). The electrical conductivity of the soil was determined with a conductivity meter using the modified method of Kumar *et al.* (2008), and Kalra and Maynard (1991).

The determination of soil type was carried out using the method of Gee and Or, 2002. Chloride (Cl<sup>-</sup>) contents were determined by titrating the filtrate of 5.0 g of the soil sample in 50 cm<sup>3</sup> of distilled water with 0.01 moldm<sup>-3</sup> AgNO<sub>3</sub> solution using 2 cm<sup>3</sup> of 0.1 moldm<sup>-3</sup> K<sub>2</sub>CrO<sub>4</sub> solution as indicator until a muddy yellow colour was observed. Available nitrate - nitrogen (NO<sub>3</sub>-N) was determined using the methods described by Nnaji *et al.* (2011). Available phosphate – phosphorous (PO<sub>4</sub><sup>3-</sup>-P) was determined by the method of Agbenin (1995) using 15 cm<sup>3</sup> of 1 M NH<sub>4</sub>F and 25 cm<sup>3</sup> of 0.50M KCl.

The cation exchange capacity (CEC) of the soil samples were determined by the BaCl<sub>2</sub> Compulsive Exchange Method as described by Ross and Ketterings (1996). Organic matter in the soil samples was determined using the methods reported by Dutta *et al.* (2010) using 1 g of the dumpsite soil and 50 cm<sup>3</sup> of 0.4M ferrous ammonium sulphate solution. Colour change from bluish green to brilliant green signalled the end point.

#### **Metal Analysis**

*Quality assurance of the atomic absorption spectrophotometer:* Quality assurance of the atomic absorption spectrophotometer was done by spiking the pre-digested samples of plant and soil with multi-element standard solution (10 cm<sup>3</sup> of 5 mg/l Cd, Cu, Ni, Pb and Cr) as reported by Awofolu (2005).

*Digestion of soil samples:* Each 1.0 g soil sample was digested in a Teflon cup with 30.0 cm<sup>3</sup> aqua regia (HCl: HNO<sub>3</sub>, 3:1) on a thermostat hot plate at 150°C; after about 2 h of digestion 5.0 cm<sup>3</sup> concentrated HF was added and the mixture was heated further for 30 min. The digest was then made up to the 50 cm<sup>3</sup> mark in a volumetric flask. The concentrations of Cd, Cu, Pb, Cr and Ni in the digest were determined by an atomic absorption spectrometer (Model-PG 990) at National Fertilizer Development Centre, Kaduna, Nigeria.

*Digestion of the fruit of Abelmoschus esculentus samples:* The *Abelmoschus esculentus* fruit was dried and pulverised; these were digested according to method described by Awofolu (2005); using 5 cm<sup>3</sup> concentrated HNO<sub>3</sub> and 2 cm<sup>3</sup> HClO<sub>4</sub> at low heat on a hot plate. The levels of Cd, Cu, Pb, Cr and Ni in the

digest were determined using atomic absorption spectrometer.

### **Sequential Fractionation of Heavy Metals in the Dumpsite Soil**

Chemical fractionation of Cd, Cu, Pb, Cr and Ni was carried out on the dumpsite soils using the method described by Finzgar *et al.* (2007). This method modified the conventional method developed by Tessier *et al.* (1979). Six (6) geochemical fractions were determined: F1 (Fraction soluble in water), 1.0 g of the air-dried dumpsite soil sample was mixed with 10 cm<sup>3</sup> of deionized water with continuous agitation using a mechanical shaker for 1 hour, and then centrifuged. The supernatant was then decanted and made up to 50 cm<sup>3</sup> with deionized water. For F2 (Exchangeable Fraction), the residue from F1 was leached at room temperature with 10 cm<sup>3</sup> of 1 M MgNO<sub>3</sub> at pH 7.0 with continuous agitation for 1 h and then centrifuged. The supernatant was decanted and made up to 50 cm<sup>3</sup> with deionized water prior to analysis. MgNO<sub>3</sub> displace ions electrostatically bound in the soil matrix. For F3 (Acid extractable – carbonate bound Fraction), the residue from F2 was leached at room temperature with 10 cm<sup>3</sup> of 1M NaOAc (pH 5 adjusted with HOAc) with continuous agitation for 5 h and then centrifuged.

The supernatant was decanted and made up to 50 cm<sup>3</sup> with deionized water prior to analysis. FIV (Reducible – Fe – Mn Oxides and Hydroxide Fraction), Residue from F3 was leached with 20 cm<sup>3</sup> of 0.1M NH<sub>2</sub>OH.HCl (pH adjusted with 25%v/v HOAc) at 96°C for 6 h with occasional agitation and then centrifuged. The supernatant obtained was decanted and made up to 50 cm<sup>3</sup> with deionized water prior to analysis.

For F5 (Oxidizable – organic matter bound fraction), 3 cm<sup>3</sup> of 0.02M HNO<sub>3</sub> and 30 %v/v H<sub>2</sub>O<sub>2</sub> was added to the residue from F4. The mixture was then heated to 85°C in a water bath for 3 h. After cooling, 5 cm<sup>3</sup> of 1.0M NaOAc was then used for the extraction with occasional agitation for 3 h at 85°C. The mixture was centrifuged and the supernatant obtained was decanted and made up to 50 cm<sup>3</sup> in a volumetric flask with deionized water prior to analysis. For F6 (Residual and inert fraction), the residue from F5 was digested with a mixture of 8 cm<sup>3</sup> of 5:1 mixture of concentrated HF and HClO<sub>4</sub> in acid digestion Teflon cup. Then the mixture was dry-ashed for 2 h and evaporated to dryness. The residue was then diluted to 50 cm<sup>3</sup> in a volumetric flask with deionized water prior to analysis. All extracts were analysed for the concentrations of Cd, Cr, Cu, Ni and Pb by atomic absorption spectrometry

### **Determination of Pollution Indices of the Dumpsite Soils**

Contamination factor (CF) was determined using the expression: CF= Cm/Bm

Where Cm = mean concentration, Bm = background concentration of the metal directly determined from a geologically similar area (control sample) (Lar and Usman, 2014; Tijani *et al.*, 2004).

Geo-accumulation index (GeoI) of the soil was calculated using:

$$GeoI = \ln (Cm/1.5 \times Bm)$$

Cm = mean concentration; Bm = background concentration of metal and 1.5 is a factor for possible variation in the background concentration due to

lithologic differences (Lokeshwari and Chandrappa, 2006).

The transfer factor (TF) of the metals (Cd, Cr, Cu, Ni and Pb) from the dumpsite soil to the plant was calculated using the formula:  $TF = C_{plant}/C_{soil}$ .  $C_{plant}$  and  $C_{soil}$  are the concentrations of the toxic metal in the plants and soils respectively (Lokeshwari and Chandrappa, 2006).

The study evaluated the pollution load index (PLI) of the dumpsite soils with the expression:

$$PLI = [\pi^n t(C_f)]^{1/n}$$

Where  $C_f$  is the contamination factor of each metal obtained by the ratio of concentration of each metal in soil or plant to that of the metal in background soil or plant;  $\pi$  is the geometrical mean operator;  $n$  is the number of metals investigated and  $i$  represents each metal.

**Statistical Analysis**

A two-factor ANOVA with replication was carried out at  $\alpha$  level of 0.05 for the dumpsite soil samples using Microsoft Excel® 2013 to test seasonal effect on the level of Cd, Cr, Cu, Ni, and

Pb in the dumpsite soil and *Abelmoschus esculentus* samples from the various dumpsites. And to determine the significant difference in the levels of heavy metals in the soil samples. The study also assesses the interaction between the levels of the metals by season.

A single-factor ANOVA was used to determine the difference in the levels of the heavy metals in *Abelmoschus esculentus* samples of the various sampling sites.

**Results and Discussion**

**Physicochemical Parameters of the Dumpsite Soil**

The soil was predominantly sandy loam. The sand content ranged from 78.0 to 84.0%. Excessive drainage of sandy soil can encourage leaching (Osazee *et al.*, 2013). Table 1 indicated that the dumpsite soil samples had pH 7.10 to 8.90, similar to other studies (Uba *et al.*, 2008; Elaigwu *et al.*, 2007; Gupta and Sinha, 2006). However, the electrical conductivity of the soil vary across the sites.

Table 1: Physicochemical Parameters of the Dumpsite Soil in the Wet Season

Location	pH	EC (µS/cm)	NO <sub>3</sub> <sup>-</sup> (mg/kg)	PO <sub>4</sub> <sup>-</sup> (mg/kg)	Cl <sup>-</sup> (mg/kg)	CEC (Cmol/kg)	OM (%)	
Wet Season	ABR	8.32±0.01	0.87±0.04	0.03±0.02	75.17±0.02	6.32±0.01	8.00±0.01	3.85±0.02
	GRR	7.10±0.01	0.50±0.01	0.07±0.01	52.80±0.03	7.08±0.03	8.70±0.04	4.67±0.14
	GRJ	7.22±0.02	1.38±0.12	0.04±0.03	42.53±0.01	2.75±0.01	9.50±0.01	5.88±0.03
	ABJ	8.00±0.02	0.53±0.05	0.03±0.01	105.60±0.03	12.54±0.02	9.50±0.02	6.80±0.02
	RLQ	8.90±0.01	2.05±0.03	0.04±0.02	61.14±0.02	6.98±0.01	8.50±0.03	5.40±0.02
	CTR	7.40±0.02	0.11±0.01	0.02±0.03	18.03±0.01	1.73±0.01	6.00±0.01	2.83±0.04
Dry Season	ABR	7.56±0.02	0.90±0.01	0.04±0.01	57.11±0.5	5.72±0.01	8.03±0.04	4.15±0.04
	GRR	6.67±0.01	0.42±0.01	0.08±0.03	56.05±0.03	8.18±0.03	9.51±0.02	5.02±0.02
	GRJ	7.20±0.02	1.20±0.02	0.05±0.01	48.68±0.21	4.63±0.01	9.85±0.02	6.28±0.01
	ABJ	7.01±0.01	0.40±0.02	0.03±0.01	102.45±0.03	8.24±0.02	10.30±0.06	6.21±0.12
	RLQ	7.98±0.02	1.75±0.03	0.05±0.02	63.00±0.02	2.54±0.01	9.81±0.02	6.01±0.02
	CTR	7.30±0.02	0.17±0.03	0.02±0.01	19.23±0.01	2.12±0.01	6.11±0.03	2.81±0.02

EC: Electrical conductivity; CEC: Cation exchange capacity; OM: Organic Matter

High electrical conductivity of soils is an indication of significant presence of ions.

NO<sub>3</sub><sup>-</sup>-N contents of the soil in the wet season ranged from 0.03 mgkg<sup>-1</sup> at ABR and ABJ to 0.07 mgkg<sup>-1</sup> at GRR, while in the dry season it was 0.03 mgkg<sup>-1</sup> at ABJ to 0.08 mgkg<sup>-1</sup> at GRR with the control sites recording 0.02 mg/kg for both the wet and dry seasons. The nitrate contents obtained was lower than the range 3.476 to 4.522% reported by Osazee *et al.* (2013).

The extractable phosphate of the dumpsite soils ranged from 42.53 mg/kg to 105.60 mg/kg during the wet season and 48.68 to 102.45 mg/kg in the dry season (Table 1). The organic matter (OM) content of the dumpsite soil was highest in the ABJ sample and lowest in the ABR sample in the two seasons. The Cl<sup>-</sup> content of the dumpsite soils ranged from 2.75 mg/kg GRJ dumpsite to 12.54 mg/kg ABJ dumpsite in the wet season. The highest cation exchange capacity (CEC) was at ABJ (10.30±0.06 Cmol/kg) in the dry season and was least in the control sites.

**Total Heavy Metal Concentration of the Dumpsite Soil**

As depicted by Figure 2 and 3, Cd in the wet season had the range 21.86 - 58.27 mg/kg, and 24.60 - 13.00 mg/kg in the dry season. The highest concentration of Cd was recorded in ABJ dumpsite (58.27 mg/kg). The relatively high

concentration of cadmium in the study areas could be linked to the location of the dumpsite and the nature of the waste been dumped. Cadmium concentrations in the soils were above the standard limits (0.01 mg/kg) set by Federal Environmental Protection Agency (FEPA) 1991 and (3.0 mg/kg) set by European Commission (1986).

The level of Cr in the dumpsite soils ranged from 25.86 mg/kg – 44.69 mg/kg in the wet season and 20.34 – 52.89 mg/kg in the dry season. Cr concentration in the refuse soils were generally above standard limits of 0.03 mg/kg set by FEPA (1991) and 50 mg/kg set by European Commission (1986). From the results, the level of Cu was generally higher than all other metals studied. The highest level was 161.30 mg/kg in GRR dumpsite during the dry season. Copper in the soil was above the standard limits of 140 mg/kg set by European Commission (1986). The soil also contained Ni in amounts above the threshold limit.

Lead in the soils ranged from 23.62 - 56.63 mg/kg in the wet season and 42.70 - 72.13 mg/kg in the dry season. The soil had Pb in amounts above the 0.05 mg/kg limit recommended by FEPA (1991). The soil metal content follow the ranking Cr > Ni > Pb > Cd > Cu in the wet season and Cu > Ni > Pb > Cr > Cd in the dry season.

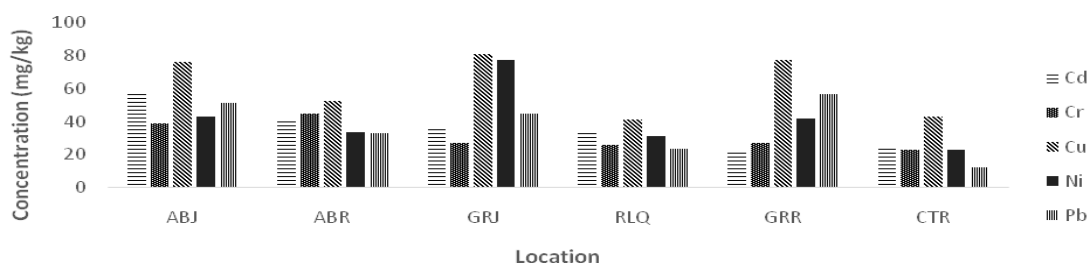


Figure 2: Concentration of metals in the soil samples during the wet season

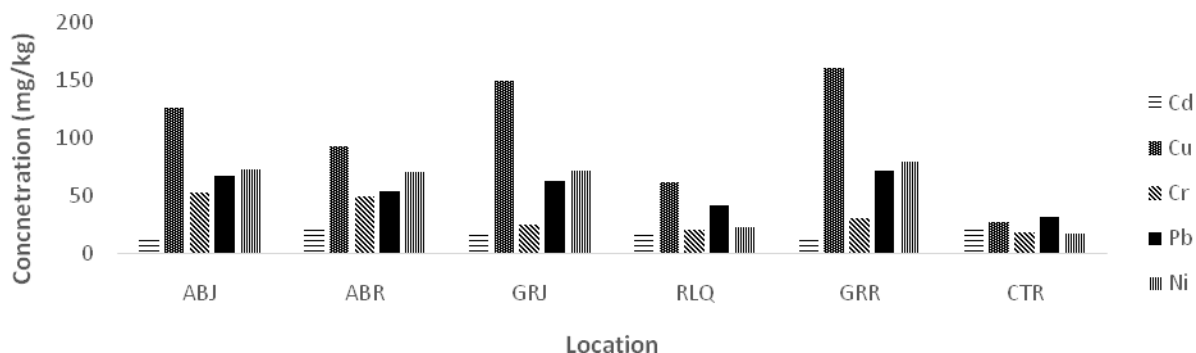


Figure 3: Concentration of metals in the soils samples during the dry season

#### **Concentration of heavy metals in the *A. esculentus* fruit collected in the dry season**

Cadmium concentration in *A. esculentus* fruit planted on the dumpsite soil in the dry session ranged from  $8.53 \pm 0.03$  mg/kg (ABR) to  $21.15 \pm 0.12$  mg/kg (ABJ); being above the FAO/WHO (2001) limit of 0.2 mg/kg. However, Fatoba *et al.* (2012) reported 0.01 – 0.03 mg/kg Cd in okra irrigated with industrial waste effluents in Kwara State, Nigeria, and a highest amount of 0.08 mg/kg was reported by Amusan *et al.* (2005) for okra fruit obtained from dumpsites in Obafemi Awolowo University, Ile-Ife, Nigeria. In this study the highest Cr in the fruit was  $14.29 \pm 0.01$  mg/kg (GRJ) and the lowest was  $7.98 \pm 0.01$  mg/kg (GRR). Chromium content in the plant was generally above the limit of 2.30 mg/kg set by FAO/WHO (2001). The highest level of Cu in the fruit ( $18.80 \pm 0.01$  mg/kg) was in the GRJ samples; Cu level was below the 73.3 mg/kg limit set by FAO/WHO (2001). Cu in this study was higher than the values reported by Akpofure (2012) for *Hibiscus esculentus* grown on abandoned dumpsites in Effurun, Nigeria.

The level of nickel in the *A. esculentus* fruit was highest in the ABJ ( $16.75 \pm 0.06$  mg/kg) and lowest in the RLQ samples ( $1.33 \pm 0.02$  mg/kg); the amounts were below limit of 67.90 mg/kg set by FAO/WHO (2001). Nickel in plants is highly mobile and is likely to accumulate in both leaves and seeds (Sengar *et al.*, 2008). Lead concentration in the fruit ranged from  $4.08 \pm 0.25$  mg/kg (GRR) to  $12.63 \pm 0.04$  mg/kg (ABJ). Pb content in the fruit was above the set limit of 0.3 mg/kg set by FAO/WHO (2001).

#### **Chemical Fractionation of the Heavy Metals in the Dumpsite Soils**

The ranking of Cd in the various fractions in the wet season was residual > water soluble > oxidisable > exchangeable > acid soluble > reducible; for Cr - Residual > exchangeable > acid soluble > water soluble > reducible > oxidisable; Cu - Residual > water soluble > acid soluble > exchangeable > reducible > oxidisable; Ni - Residual > water soluble > reducible > acid soluble > exchangeable > oxidisable and for Pb - Residual > oxidisable > water soluble > acid soluble > reducible > exchangeable.

Since the highest concentrations of all the metals were in the residual fraction,

the metals would be released into the environment only under very harsh conditions because they are bound firmly within a mineral lattice that restricts the bioavailability of this metal (Abu-Kukati, 2001). The non-residual fractions constituted 75% Cd, indicating its ready availability for release. This finding conforms to the report of Gupta and Sinha (2006) and Obasi *et al.* (2013) for the soil from a tannery in Uttar Pradesh, India and for dumpsites in Okigwe, Nigeria respectively. The bioavailable Cd (F1 – F3) were relatively high ( $\geq 40\%$ ), thus Cd in the soil is bioavailable for plant uptake (Uba *et al.*, 2008).

The highest bioavailability values for Cr were 70% at GRJ and 59% at ABR in the wet and dry seasons respectively. The bioavailability of copper was 11% (GRR) to 47% (ABR) in the wet season and 44% (ABJ) to 53% (GRJ) in the dry season. So, Cu will be readily bioavailable to the environment. However, some of the dumpsite had percentages of the total extractable fractions in the mobile phase (F1+F2+F3+F4+F5  $>28\%$ ), indicating that these metals are readily bio-available to the environment (Uzairu *et al.*, 2013).

The highest extractable fractions of Ni was 70.69 mg/kg at GRJ and the lowest was 31.45 mg/kg at RLQ in the wet season. The percentage bioavailable nickel in the dumpsite soils were relatively high in ABR (57%) in the dry season and low in GRJ (13%) and ABJ (34%) in the wet season samples. This indicates that Ni would be readily bioavailable to the environment. The highest bioavailable Pb was 85% at GRR and 56% at GRJ in the wet and dry season respectively.

There was a significant difference in the concentrations of the metals studied

across the dumpsites and the seasons (two-way ANOVA,  $P < 0.05$ ). However, there was no significant difference in the levels of the metals in *A. esculentus* fruit samples ( $P > 0.05$ ). The most significant correlation existed for  $Cu_{soil}$  vs  $Pb_{soil}$  ( $r = 0.909$ ),  $Ni_{soil}$  vs  $Pb_{soil}$  ( $r = 0.944$ ),  $Cu_{soil}$  vs  $Ni_{soil}$  ( $r = 0.914$ ),  $Ni_{soil}$  vs  $Cu_{plant}$  ( $r = 0.776$ ),  $Cr_{soil}$  vs  $Ni_{plant}$  ( $r = 0.769$ ),  $Cu_{plant}$  vs  $Ni_{plant}$  ( $r = 0.757$ ). The positive correlation between the metals across the sites suggests a common source of pollution.

#### **Contamination Factors**

Pollution load index (PLI) for the soils in the wet and dry season were 1.73 and 1.95 respectively. When PLI value is below or close to one, it indicates heavy metal loads at the baseline, while values above one indicate heavy metal accumulation or pollution in plant or soil from the test site (Agunbiade and Fawale, 2009). Contamination factor (CF) of the dumpsite soils indicated that they were considerably contaminated in the wet season by Ni at GRJ (CF 3.33), and also by Pb at ABJ (CF 4.14), GRJ (CF 3.61) and at GRR (CF 4.55); while in the dry season the soil was considerably contaminated by Cu at all the dumpsites with exceptions at RLQ (CF 2.20); and was moderately contaminated by all the five heavy metals in both seasons. The soil had low contamination by Cd and Cu at GRR (0.90) and RLQ (0.96) in the wet season; while in the dry season the CF for Cd were: at ABJ (0.71), GRJ (0.76), RLQ (0.75), and GRR (0.59). The contamination of the soil by the metals studied decreased in the order:  $Cu > Ni > Cr > Pb > Cd$  in the dry season, and was  $Pb > Ni > Cd > Cr > Cu$  in the wet season.



The transfer factor (TF) of copper from the soils to plants was highest at GRJ (0.86). The TF of Ni was 0.19 – 0.25, 0.23 - 0.73 for Cd and 0.08 – 0.17 for Pb. Factors such as pH, exchange binding capacities, climate change and morphology of the plant might contribute to low transfer factor in dumpsite soil (Udosen *et al.* 2006). Pb and Cu had the highest I-geo of 1.11 and 1.35 at GRR in the wet and dry season while Cd had the least I-geo in both seasons. The study indicated that the contamination status of the dumpsite soils range from uncontaminated to slightly contaminated/

### **Conclusion**

The physiochemical parameters indicated that the dumpsite soils are rich in plants nutrients. The heavy metal concentration in the dumpsite soil in Kafanchan metropolis varied significantly by sampling sites and metal type. The heavy metals were retained predominantly by the residual fraction (F6), indicating that these metals would be potentially unavailable in most of the dumpsites. In addition, the non - residual fraction (NRF) retained higher amount of Cd, Cr, Cu, Ni, and Pb in most of the dumpsites, hence indiscriminate dumping of refuse should be discouraged especially near household and commercial areas. These results imply that pollution of an environment by dumpsites has human health and ecological risks and that plants that are cultivated on dumpsite or the use of dumpsite as soil manure resulted to significant bioaccumulation of the heavy metals studied by sampling site ( $P < 0.05$ ). Therefore, dumpsites in Kafanchan metropolis, that was studied is a potential sources of heavy metal in plants and the

environment; this suggests the use of incinerators for waste collection and enlightenment on the risks of growing crops on dumpsites.

### **References**

- Abdus-salam, N., Ibrahim, M.S. and Fatoyinbo, F.T. (2011). Dumpsites in Lokoja, Nigeria: A silent pollution zone for underground Water. *Waste Management and Bioresource Technology*, 1: 21-30.
- Abu-Kukati, Y. (2001). Heavy metal distribution and speciation in sediments from Ziqlab Dam – Jordan. *Geological Engineering*, 25(1): 33 –40.
- Agbenin, J.O. (1995). Laboratory manual for soil and plant analysis. Department of soil Science, Ahmadu Bello University, Zaria. pp. 15 – 52.
- Agunbiade, F.O. and Fawale, A.T. (2009). Use of Siam weed biomarker in assessing heavy metal contaminations in traffic and solid waste polluted areas. *International Journal of Environmental Science Technology*, 6(2): 267–276.
- Akpofure, R. (2012). Uptake of heavy metals by Okra (*Hibiscus Esculentus*) grown on abandoned dump sites in Effurun, Nigeria. *Journal of Emerging Trends in Engineering and Applied Sciences*, 3(4): 640-644.
- Amusan, A.A., Ige, D.V. and Olawale, R.J. (2005). Characterization of soil crops uptake of metals in contaminated soil. *Environmental Science Journal*, 17(3): 167 – 171.
- ATSDR (2007). Toxicology profile for Lead. Atlanta, Georgia, United States. US Department of Health

- and Human Services. Agency for Toxic Substances and Disease Registry.
- Awofolu, O.R. (2005). A survey of trace metals in vegetation, soil and lower animals along some selected major roads in metropolitan city of Lagos. *Environmental Monitoring and Assessment*, 105: 413-447.
- Benson, N.U. and Ebong, G.A. (2005). Heavy metals in vegetables commonly grown in a tropical garden ultisol. *Journal of Sustainable Tropical Agricultural Research*, 16: 77- 80.
- Dutta, M., Sardar, D., Pal, R. and Kole, R.K. (2010). Effect of chlorpyrifos on microbial biomass and activities in tropical clay loam soil. *Environmental Monitoring and Assessment*, 160(1-4): 385-391.
- Eja, M.E., Ogri, O.R. and Arikpo, G.E. (2003). Bio-concentration of heavy metals in surface sediments from the great Kwara River Estuary, Calabar, South-Eastern Nigeria. *Nigeria Journal of Environmental Society*, 1: 247-256
- Elaigwu, S.E., Ajibola, V.O. and Folaranmi, F.M. (2007). Studies on the impact of municipal waste dump on surrounding soil and air quality of two cities in northern Nigeria. *Journal of Applied Sciences*, 7(3): 421-425.
- European Commission (EC) (1986). European Commission office for official publications of the European Communities, Luxembourg, council directive 66/27/EEC on the protection of environment and in particular of soil, when sewage sludge is used in agriculture.
- FAO/WHO (2001). Food additives and contaminants. Joint FAO/WHO food standards program, ALINORM 01/12A: 1-289.
- Fatoba, P.O., Adepoju, A.O. and Okewole, G.A. (2012). Heavy metal accumulation in the fruits of tomato and okra irrigated with industrial waste effluents. *Journal of Industrial Pollution and Control*, 28(2): 103-107.
- FEPA (1991). Guidelines and Standard for Environmental Pollution Control in Nigeria. Federal Republic of Nigeria, Nigeria. pp. 61-63.
- Finzgar, N., Tlustos, P. and Lestan, D. (2007). Relationship of soil properties to fractionation, bioavailability and mobility of lead and zinc in soil. *Plant Soil Environment*, 5: 225-238.
- Fong, F., Seng, C., Azan, A. and Tahir, M. (2008). Possible source and pattern distribution of heavy metals content in urban soil at Kuala Terengganu Town Centre. *The Malaysian Journal of Analytical Sciences*, 12: 458-467.
- Gee, G.W., and Or, D. (2002). 2.4 Particle-size analysis. Methods of soil analysis: Part 4 Physical methods, (methodsofsoilan4). pp. 255-293.
- Gupta, A.K. and Sinha, S. (2006). Chemical fractionation and heavy metal accumulation in the plant of *Sesamum indicum* (L.) Var. T55 grown on soil amended with tannery sludge: selection of single extractants. *Chemosphere*, 64: 161-173.
- Kumar, G.P., Yadav, S.K., Thawale, P.R., Singh, S.K. and Juwarkar,

- A.A. (2008). Growth of *Jatropha curcas* on heavy metal contaminated soil amended with industrial wastes and Azotobacter– A greenhouse study. *Bioresource Technology*, 99(6): 2078-2082.
- Lar, U.A., Uriah, L.A., and Shehu, U. (2014). Environmental risk assessment of heavy metals content of municipal solid waste used as organic fertilizer in vegetable gardens on the Jos Plateau, Nigeria. *American Journal of Environmental Protection*, 3(6-2): 1-13.
- Lokeshwari, H. and Chandrappa, G.T. (2006). Heavy metals content in water, water hyacinth and sediments of Lalbagh Tank, Bangalore (India). *Journal of Environmental Science and Engineering*, 48(3): 183 -188.
- Nnaji, J. C., Uzairu, A., Harrison, G. F. S. and Balarabe, M. L. (2011). Effect of pollution on the physico-chemical parameters of water and sediments of river Galma, Zaria, Nigeria. *Research Journal of Environmental and Earth Sciences*, 3(4): 314-320.
- Nuonom, L., Yemefack, M., Techienkwa, M. and Njomgang, R. (2000). Impact of natural fellow duration Cameroon. Nigeria. *Journal of Soil Research*, 3: 52-57.
- Ogunfowakan, A.O., Oyekunle, J.A.O., Dorosinmi, L.M., Akinjokun, A.I. and Gabriel, O.D. (2009). Speciation study of lead and manganese in roadside dusts from major roads in Ile-Ife, South Western Nigeria. *Journal of Chemistry and Ecology*, 25(6): 405-415.
- Omoniyi, K.I., Ekwumemgbo, P.A. and Sanni, H.A. (2013). An evaluation of the As, Cd, Mn and Hg contamination in soils and plants (*Amaranthus spinusis*) of Kaduna metropolis dumpsites. *Physical Review & Research International*, 3(4): 541-555.
- Osazee, O.J., Obayagbona, O.N. and Daniel. E.O. (2013). Microbiology and physicochemical analyses of top soils obtained from four municipal waste dumpsite in Benin City, Nigeria. *International Journal of Microbiology and Mycology*, 1(1): 23-30.
- Qishlaqi, A. and Moore, F. (2007). Statistical analysis of accumulation and sources of heavy metals occurrence in agricultural soils of Khoshk river Banks, Shiraz, Iran. *American–Eurasian Journal of Agriculture and Environment Science*, 2: 565-573.
- Ross, D.S. and Ketterings, Q. (1996). Recommended methods for determining soil cation exchange capacity. *Recommended Soil Testing Procedures for the Northeastern United States*. 2011th edition. pp. 75–86.
- Sengar, R.S., Gautam, M., Garg, S.K., Chaudhary R. and Sengar, K. (2008). Effect of lead on seed germination, seedling growth, chlorophyll content and nitrate reductase activity in mung bean (*Vigna radiata*). *Research Journal of Phytochemical*, 2: 61-68.
- Sheldon, A.R. and Menzies, N.W. (2005). The effect of copper toxicity on the growth and root morphology of Rhodes grass (*Chloris gayana* Knuth.) in resin

- buffered solution culture. *Plant and Soil*, 278: 341 - 349.
- Tessier, A., Campbell, P.G., and Bisson, M. (1979). Sequential extraction procedure for the speciation of particulate trace metals. *Analytical Chemistry*, 51(7): 844-851.
- Tijjani, M.N., Kenneth, J. and Yoshinar, H. (2004). Environmental impact of heavy metals distributions in water and sediments of Ogunpa River, Ibadan Area, South Western Nigeria. *Journal of Mining and Geology*, 40(1).
- Uba, S., Uzairu, A., Harrison, G.F.S., Balarabe, M.L. and Okunola, O.J. (2008). Assessment of heavy metals bioavailability in dumpsites of Zaria metropolis, Nigeria. *African Journal of Biotechnology*, 7(2): 122-130.
- Udosen, E.D., Benson, N.U., Essien, J.P. and Ebong, G.A. (2006). Relation between aqua-regia extractable heavy metals in soils and *Manihot utilisima* within municipal dumpsites. *International Journal Soil of Science*, 1: 27-32.
- USEPA (1998). Toxicological review of hexavalent chromium. Environmental Protection Agency.
- Uzairu, A., Uba, S., Sallau, M.S., Abba, H and Okunola, J.O., (2013). Seasonal fractionation of metals in some dumpsite soils in Zaria metropolis, Nigeria. *Journal of Environment and Earth Science*, 2(3): 2224-3216.
- Yusuf, A.A., Arowolo, T.A. and Bamgbose, O. (2003). Cadmium, Copper and Nickel levels in vegetables from industrial and residential areas of Lagos City, Nigerian. *Food Chemical Toxicology*, 41: 285-291.