

Review

Dynamics of environmental gradients on plant functional groups composition on the northern slope of the *Fu-Niu* Mountain Nature Reserve

Bing-Hua Liao^{1,2*}, Sheng-Yan Ding^{1,2}, Nan Hu^{2,3}, Yan-Fang Gu^{1,2}, Xun-Ling Lu², Guo-Fu Liang⁴, Jin Liu², Yu-Long Fan², Yan-Jie Zhai², Shun-Ping Ding² and Sheng Ding³

¹Institute of Ecological Science and Technology, Henan University, Kaifeng 475001, China.

²College of Life Sciences, Henan University, Kaifeng 475001, China.

³Nanyang Institute of Technology, Nanyang 473000, China.

⁴College of Environment and Planning, Henan University, Kaifeng 475001, China.

Accepted 17 November, 2011

The dominant and companion species in plant functional groups composition may reflect associations among plant functional groups and species replacement along environmental (elevation) gradients on the northern slope of the *Fu-Niu* Mountain Nature Reserve. Using community ecology techniques, these researchers examined the influences of elevation on plant functional group (PFG) dynamics and population interactions at elevations between 855 and 1920 m on the northern slope of the *Fu-Niu* mountain nature reserve. Importance values (IV) of every dominant and companion species in plant functional groups composition were calculated and the correlation between elevation and species IV was analyzed. We showed that elevation was the most important environmental factor affecting the distribution pattern of plant functional groups composition. IV of dominant and companion species in plant functional groups composition were significantly correlated with elevation gradient ($P < 0.05$, $P < 0.01$) on the northern slope of the *Fu-Niu* Mountain. Understanding the changes and their causes in these PFG is essential for further research of local ecosystem functions and the goal of sustainable development in the context of biodiversity conservation. This study may help policy makers formulate better plant biodiversity conservation and restoration plans.

Key words: Plant functional groups, environmental gradients, importance values, elevation, correlation.

INTRODUCTION

The dominant and companion species in plant functional groups composition may reflect associations among plant functional groups and species replacement along environmental gradients from both abiotic factors (soil moisture, nutrients, disturbance, etc) and anthropogenic factors (land-use history, etc) (Liao and Wang, 2010, Liao et al., 2011; Smith et al., 1996; Tilman et al., 1997, 2006; Knapp et al., 2008; Körner and Jeltsch, 2008; Landsberg, 1999; Lenssen et al., 1999). However, ecosystems are

typically filled with large numbers of plant species, making species-centered studies of systemic processes and functions extremely difficult, if not outright impossible, to carry out (Liao and Wang, 2010, Liao et al., 2011; Whiteman et al., 2010; Curitt and McIntosh, 1951).

Unfortunately, the plant functional group (PFG) concept is used as a framework for investigating the linkages between ecosystem functions and plant biodiversity (Ustin, 2010; Hooper and Dukes, 2004, Hooper and Vitousek, 1997; Raunkiaer, 1934; Smith et al., 1996; Chapin et al., 1996; Liao et al., 2010, 2011). Moreover, more and more experiments/ models have assessed the relationship between biodiversity and ecosystem processes from PFG perspective, which links plant functional traits (morphological, structural and functional characters) and ecosystem functioning (Liao and Wang, 2010, Liao et

*Corresponding author. E-mail: lbh@henu.edu.cn. Tel: 086-13839962027.

Abbreviations: PFG, Plant functional group; IV, importance values.

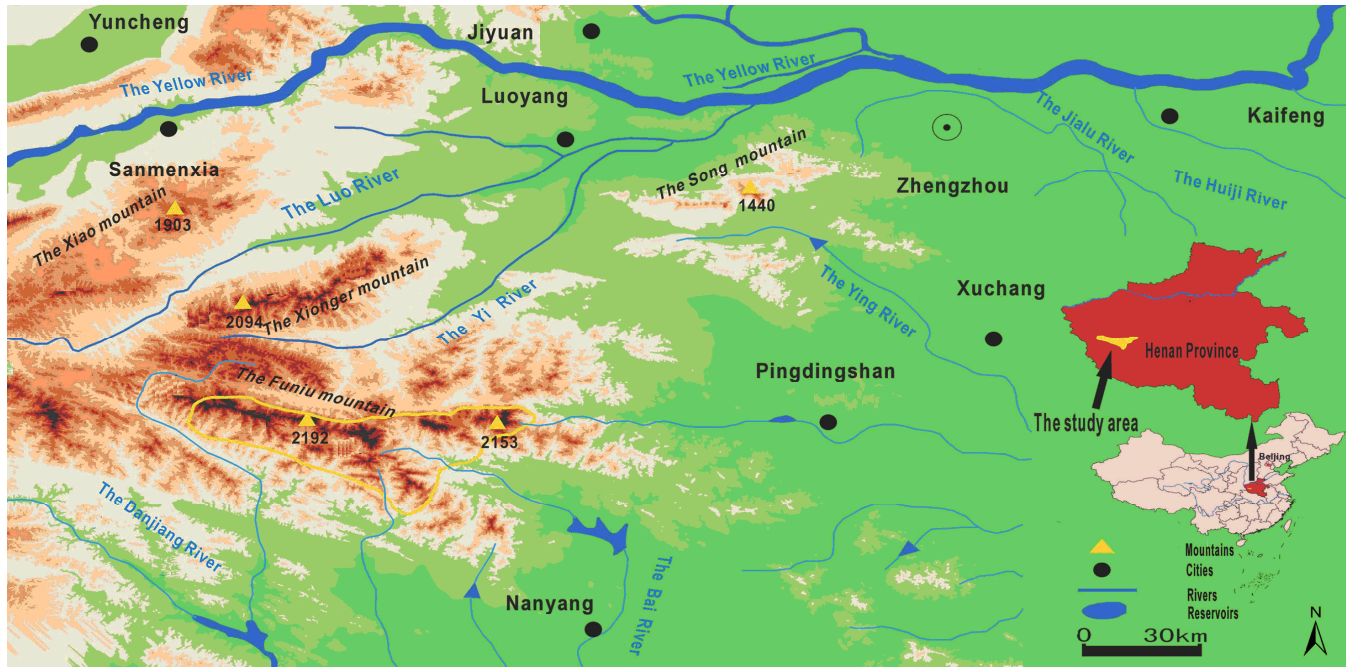


Figure 1. A digital cadastral map in the *Fu-Niu* Mountain Natural Reserve.

al., 2011; Kraft et al., 2008; Ratnam et al., 2008; Bai et al., 2004; Wang et al., 2005; Hooper and Dukes, 2004; Ogle and Reynolds, 2004; Loreau et al., 2001; Symstad et al., 2000; Grime, 1974, 1979, 1988, 2002; Walker et al., 1999; Sandra et al., 1998; Kelly, 1996; Smith et al., 1996; Chapin, 1996; Nobel et al., 1996; Shao et al., 1996; Woodward et al., 1996; Pahl, 1995; Reynolds, 2004; Box, 1981, 1996; Root, 1967; Clausen et al., 1948; Raunkiaer, 1934; Schimper, 1903; Von Humboldt, 1849). For example, Von Humboldt (1849) found that there are 16 species-based structural classes having different physiognomies or plant growth forms. Schimper (1903) examined the linkages between the geographical distributions of physiological functions, plant growth forms, life history traits and environmental factors. By using classification knowledge, Raunkiaer (1934) re-organized life forms into plant growth forms. Clausen et al. (1948) also found the relationship between climatic and genetic controls on the distribution of plant growth forms. Root (1967) explained the linkages between ecological groupings of species and environmental resources. In a similar way, Box, (1981) identified 90 plant functional groups in the earth's vegetations. In addition, Nobel et al. (1996) proposed a functional classification based on life history parameters that can be used to predict the dynamics of landscapes and communities.

Studying a grassland ecosystem, Bai et al. (2004) found that community level stability arose from compensatory interactions among major components at both species and PFG levels, and ecosystem stability increased progressively from the species level to the whole community level. Wang et al. (2004) suggested

that there are no compensations between species and PFGs in the *Leymus chinensis* community, and the relative mass of one PFG or species in a community would inevitably rise (or fall) if the relative mass of the other PFG or species fell (or rose), irrespective of whether true compensation exists between them. Therefore, the objective of this study was to define the relationship between elevation gradient and IV of dominant and companion species in plant functional groups composition along environmental (elevation) gradients at elevations between 855 and 1920 m on the northern slope of the *Fu-Niu* Mountain Nature Reserve.

THE PHYSICAL GEOGRAPHIC CONDITIONS OF STUDY AREA AND RESEARCH METHODS

The forest ecosystems in the *Fu-Niu* Mountain Natural Reserve are results of the historical natural activities. Over the past thirty years local people has been involved in a mass exploitation of natural resources, leading to significant changes in the local ecosystem structure, which also means changes in ecosystem functions in means of land uses, biodiversity, and ecosystem stability. A field investigation was conducted in May and November, 2006 to study the distribution patterns and the abundance features of the species in different habitats on the *Fu-Niu* Mountain, investigating the distribution patterns and the abundance features of the species in different habitats along the elevation gradient in the typical area of the *Fu-Niu* Mountain Natural Reserve, which is ideal for studying PFGs (Figures 1 to 3; Tables 1 and 2).

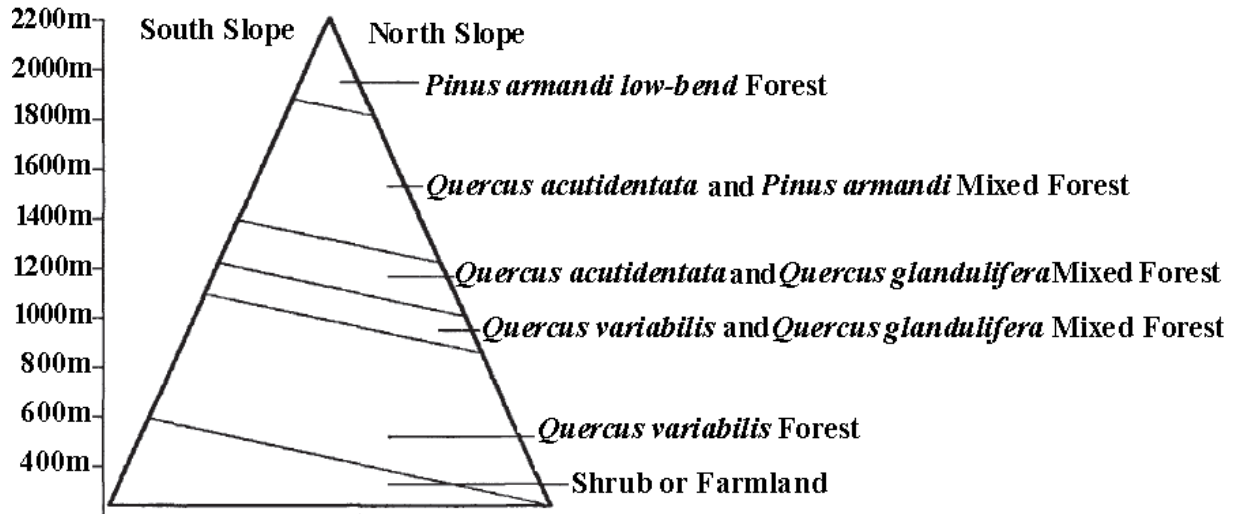


Figure 2. The *Fu-Niu* Mountain Vegetations.

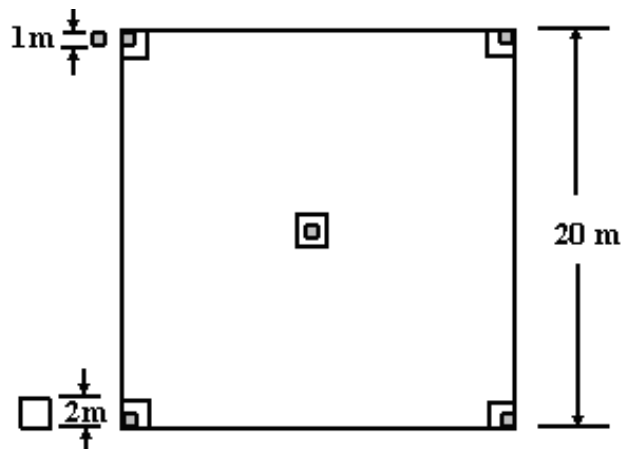


Figure 3. Quadrates settings.

Using community ecology techniques, we investigated all plant species (dominant/companion herbaceous species), along elevation gradients (temperature, moisture, soil, etc.) of the *Fu-Niu* Mountain Natural Reserve in May and November, 2006, at elevations between 855 and 1920 m. Three study plots were established per 100 m elevation. A total of 33 plots were set. Each study plot, consisted of one 20 × 20 m tree layer quadrat, five (the center and four corners of the study plot) 2 × 2 m shrub layer quadrates and five 1 × 1 m herbaceous layer quadrates. There were thus 30 tree layer, 150 shrub layer, and 150 herbaceous layer quadrates all together (Figures 2 and 3; Tables 1 and 2). Plant species identified during this investigation were assigned into three PFGs according to plant life form (Diaz et al., 1999; McIntyre et al., 1995): 1) trees; 2) shrubs and 3) herbaceous species. Importance values of dominant and companion species were calculated using the following formula (Curist and

McIntosh, 1951):

Important Values = Relative dominance + relative density + relative frequency

Where, Relative dominance = (Dominance of a species / Dominance of all species) × 100%; Relative density = (Number of individuals of a species / Total number of individuals) × 100% and Relative frequency = (Frequency of a species / Sum frequency of all species) × 100%

The correlation between elevation and species importance value was then analyzed by SPSS and NTSYS. Importance values of the plant species investigated varied significantly along the elevation gradient at PFGs levels along elevation gradient on the northern slope of the *Fu-Niu* Mountain Natural Reserve (Figures 4 to 8; Table 3).

Table 1. The physical geographic conditions of *Fu-Niu* Mountain nature reserve.

Location		Climatic						Elevation (m) †	Area (hm ²)	Vegetation
Latitude (°): 32.75 – 34.00	Precipitation (mm) 800–1100	Mean Temperature (°C)						640–1920	56000	Straddling mixed vegetation zones of the subtropical and warm-temperate zones of East China, the <i>Fu-Niu</i> Mountain National Reserve is representative of north-south climatic transition zones.
		Annual Mean		Maximum		Minimum				
Longitude(°): 110.50–113.01		South slope	North slope	South slope	North slope	South slope	North slope			
		14.1 - 15.1	12.1 - 12.7	26.5 - 28.5	26.5 - 28.5	1 - 2	1.5 - 2			

†Above sea level.

Table 2. Investigation Index along the elevation gradient variable.

Investigation	Layer	Community	Species	Height	Crow	Diameter
Community investigation	Tree/shrub /herbaceous	Coverage/community's age structure	Species/ individual number	Layer's Height	Crow height/ width	Basal diameter

RESULTS

Dynamics in importance values of the dominant/companion tree species along elevation gradient at PFGs levels

On the one hand, this study has shown that two dominant tree species (*Quercus variabilis* and *Q. glandulifera*) importance value decreases, while five dominant tree species (*Q. acutidentata*, *Pinus tabulaeformis*, *Q. aliena*, *Pinus armandii* and *Platycarya strobilacea*) important value increased along elevation gradients in the *Fu-Niu* Mountain Natural Reserve along elevation gradient (Figure 4; Table 3). On the other hand, this study has shown that there are three companion tree species (*Rhus chinensis*, *Toxicodendron vernicifluum* and *Tilia L. spp.*) important value decreases, while the three companion tree species (*Lindera obtusiloba*, *Carpinus cordata*,

Carpinus turczaninowii) important value increased along elevation gradients (Figure 4b; Table 3).

Dynamics in importance values of the dominant/companion shrub species along elevation gradient at PFGs levels

dominant shrub species (example *Q. variabilis*, *Tilia chinensis* and *Q. acutidentata*) important value decreases, while five dominant shrub species (example *Crataegus cuneata*, *Q. glandulifera*, *Forsythia suspensa*, *Q. aliena* and *Pinus armandii*) important value increases along elevation gradients (Figure 6; Table 3). On the other hand, this study showed that only two companion shrub species (*Pinus tabulaeformis* and *Rhododendron simsii*) important value decreases, while five companion shrub species (*Acer davidii*, *Carpinus turczaninowii*, *Platycarya*

strobilacea, *Acer mono* increases and *Euonymus alatus*) important value increases along elevation gradient (Figure 7; Table 3).

Dynamics in importance values of the dominant/companion herbaceous species along elevation gradient at PFGs levels

On the one hand, this study shows that there is one dominant herbaceous species (*Carex lanceolata*) important value decreases, while there are two dominant herbaceous species (*Miscanthus sinensis* and *Carex siderosticta*) On the one hand, this study shows that three important value increases along elevation gradient (Figure 8a; Table 3). On the other hand, this study also showed that three companion herbaceous species (*Dendranthema indicum*, *Q. variabilis*, *Rodgersia aesculifolia*) important value decreases,

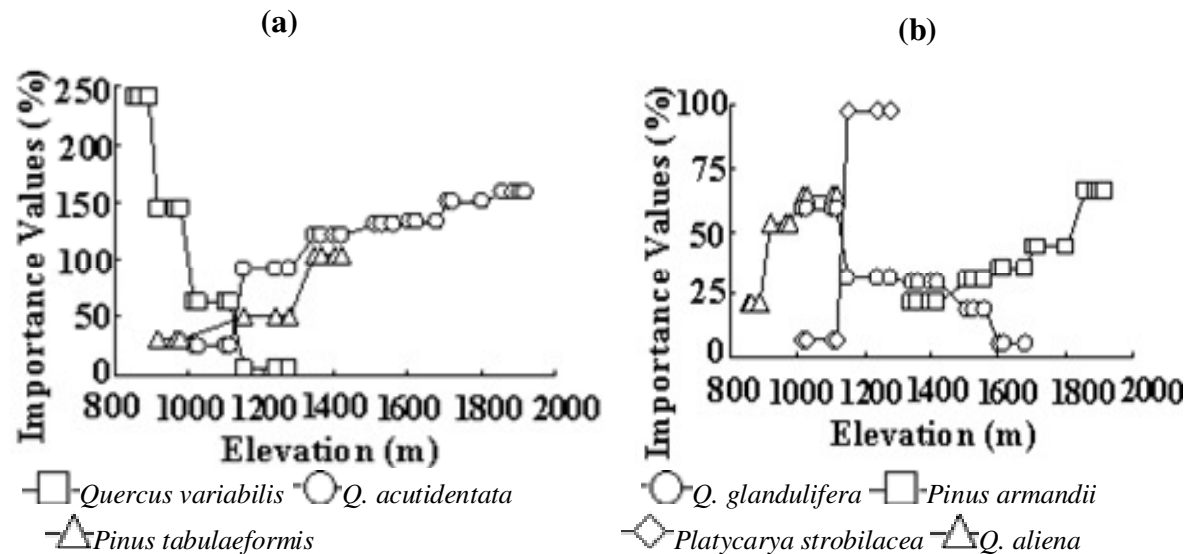


Figure 4. (a) Dynamics in importance values of the dominant tree species (1) and (b) dominant tree species (2).

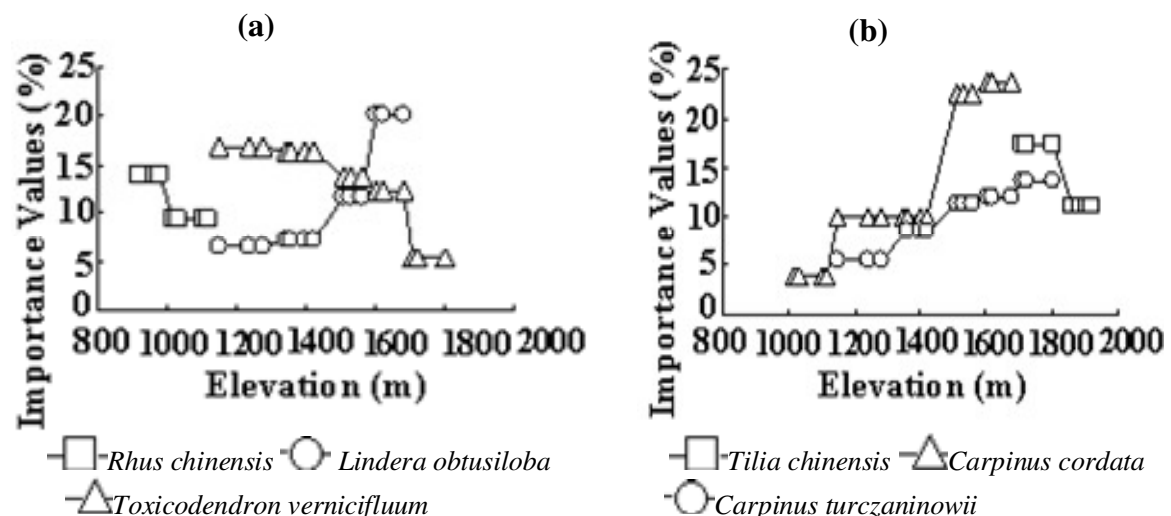


Figure 5. (a) Dynamics in importance values of the companion tree species (1) and (b) companion tree species (2).

while three companion herbaceous species (example *Lespedeza bicolor*, *Forsythia suspense*, *Rubus palmatus*) important value increases along elevation gradient (Figure 8b; Table 3). However, what are the environmental factors drivers contributed greatly to PFGs changes along elevation gradient on the northern slope of the *Fu-Niu* Mountain Natural Reserve? To do this, the correlation between elevation and IV of dominant/companion species was then analyzed (Table 3).

Importance values of the plant species investigated

This study shows that IV of dominant/companion species

in plant functional groups composition in plant functional groups were significantly correlated with elevation gradient ($P < 0.05$, $P < 0.01$) (Table 3).

DISCUSSION

Previous study showed that in shoreline vegetation, the role of plant interactions in determining zonation patterns depends on the environment gradient of both species and PFG levels (Lenssen et al., 1999). By using classification knowledge, Raunkiaer, (1934) reorganized life forms into plant growth forms. Moreover, by analyzing a consistent above ground community biomass of a 24-year data

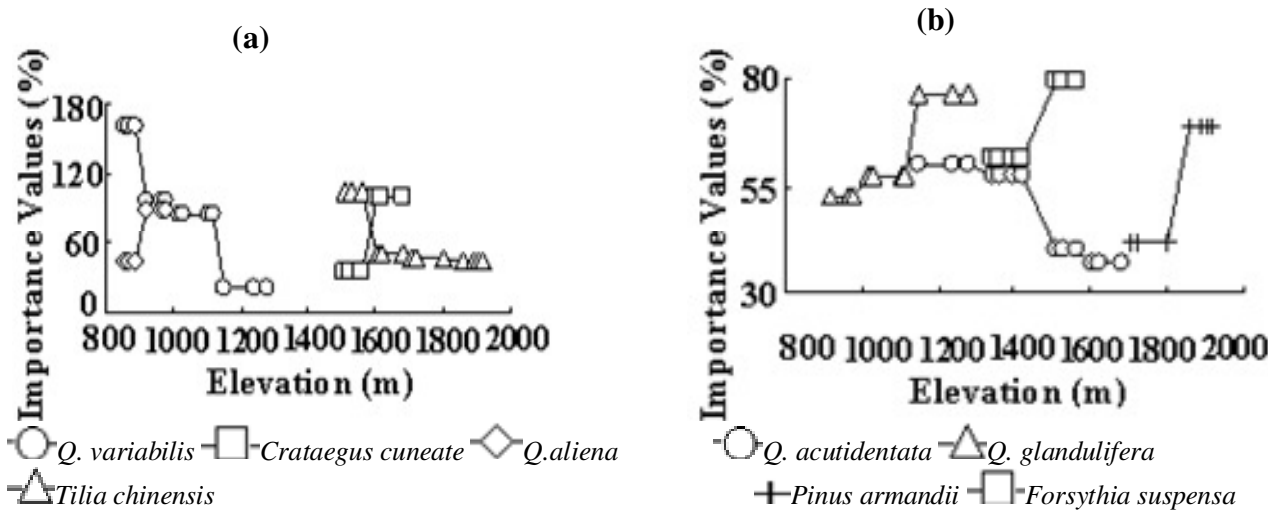


Figure 6. (a) Dynamics in importance values of the dominant shrub species (1) and (b) dominant shrub species (2).

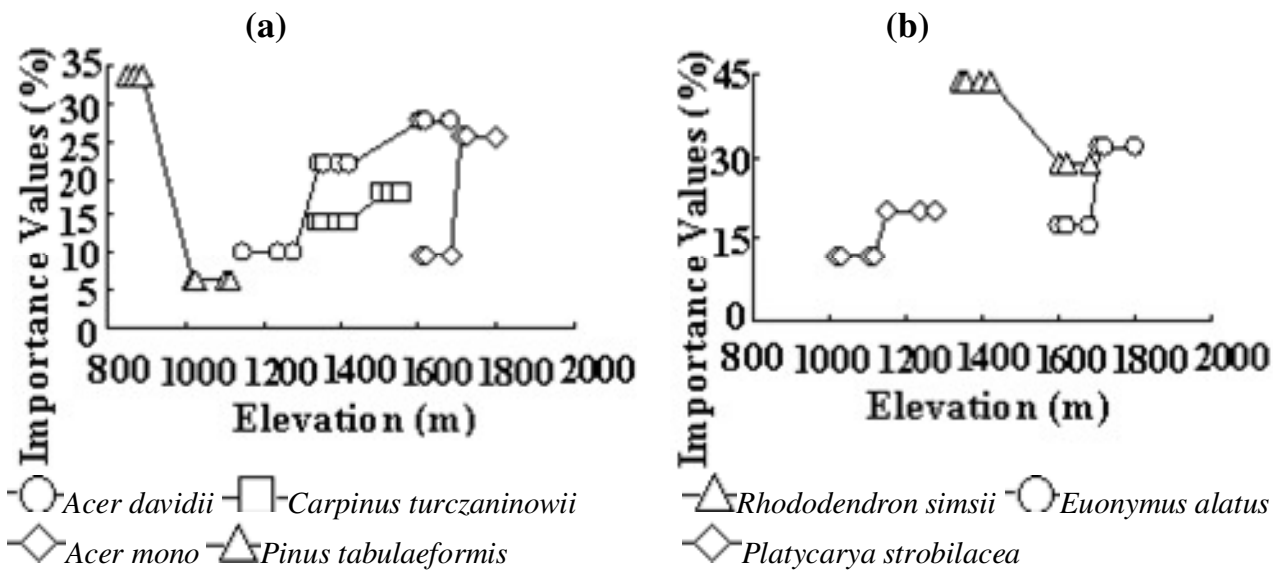


Figure 7. (a) Dynamics in importance values of the companion shrub species (1) and (b) companion shrub species (2).

set of the Inner Mongolia grassland, Bai et al. (2004) found that community level stability arose from compensatory interactions among major components at both species and PFG levels, and ecosystem stability increased progressively from the species level to the whole community level. In addition, Liao et al. (2011) showed that elevation was the most important environmental factor affecting the distribution pattern of biomass of plant functional groups composition. Hence, the forest ecosystems on the northern slope of the *Fu-Niu* Mountain Natural Reserve are results of the historical natural activities.

Therefore, the results indicated that elevation was the

most important environmental factor affecting the distribution pattern of the plant functional groups composition (example dominant/companion species). This study supported the hypothesis that environmental (elevation) gradient is a major ecological factor affecting PFG diversity and composition in the natural ecosystems (Smith et al., 1996; Grime, 1974, 1979, 1988, 2002; Kueppers et al., 2004; Lenssen et al., 1999; Walker et al., 1999). Moreover, the relationship between IV of dominant/companion species in PFGs composition and elevation gradient seems important along environmental (elevation) gradient on the northern slope of the *Fu-Niu* Mountain Natural Reserve from PFG perspective.

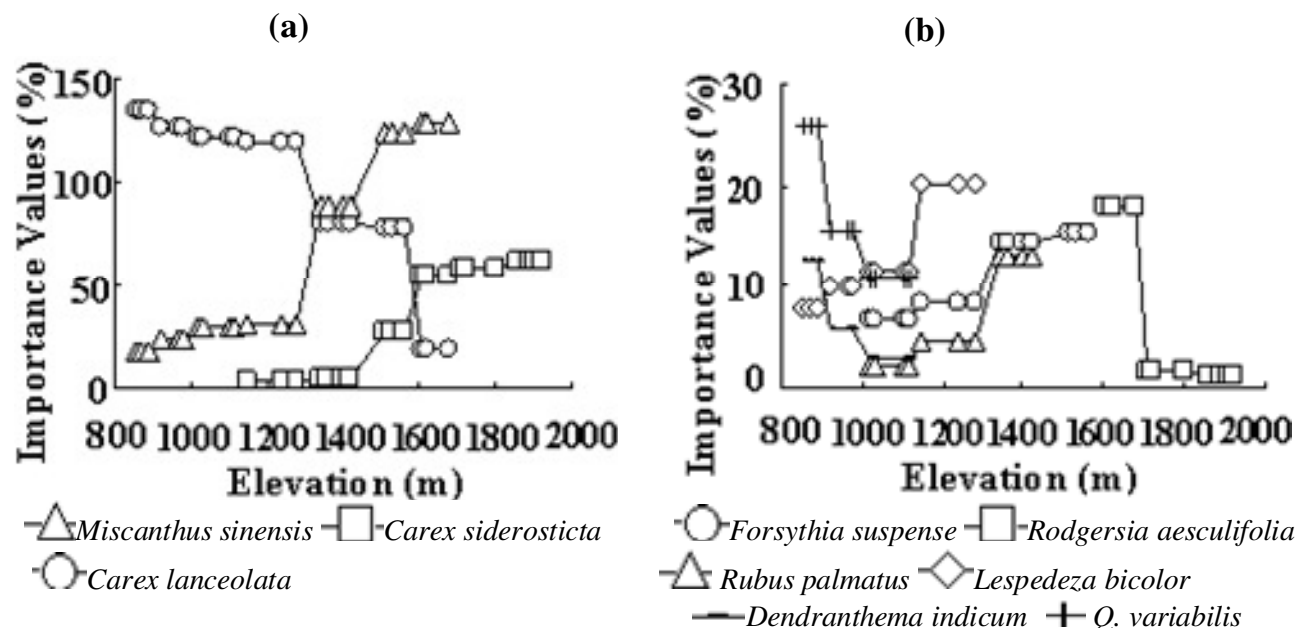


Figure 8. (a) Dynamics in importance values of dominant herbaceous species and (b) companion herbaceous species.

Table 3. The correlation between elevation and IV of dominant and companion species in plant functional groups composition.

Tree layer	Correlations	Shrub layer	Correlations	Herb layer	Correlations
<i>Q. variabilis</i>	-0.926**	<i>Q. variabilis</i>	-0.924**	<i>Carex lanceolata</i>	-0.910**
<i>Q. glandulifera</i>	-0.943**	<i>Q. glandulifera</i>	0.890**	<i>C. siderosticta</i>	0.934**
<i>Q. aliena</i>	0.874**	<i>Q. aliena</i>	0.897*	<i>Miscanthus sinensis</i>	0.947**
<i>Pinus armandii</i>	0.957**	<i>Q. acutidentata</i>	-0.923**	<i>Forsythia suspensa</i>	0.937**
<i>Q. acutidentata</i>	0.914**	<i>Crataegus cuneata</i>	0.882*	<i>Rubus palmatus</i>	0.915**
<i>Pinus tabulaeformis</i>	0.907**	<i>Tilia chinensis</i>	-0.760**	<i>Lespedeza bicolor</i>	0.909**
<i>Platycarya strobilacea</i>	0.847*	<i>Forsythia suspensa</i>	0.945**	<i>Q. variabilis</i>	-0.896**
<i>Toxicodendron vernicifluum</i>	-0.876**	<i>Pinus armandii</i>	0.921**	<i>Dendranthema indicum</i>	-0.888**
<i>Lindera obtusiloba</i>	0.872**	<i>Acer davidii</i>	0.904**	<i>Rodgersia aesculifolia</i>	-0.802**
<i>Rhus chinensis</i>	-0.833*	<i>Pinus tabulaeformis</i>	-0.942**		
<i>Carpinus cordata</i>	0.930**	<i>Acer mono</i>	0.823*		
<i>C. turczaninowii</i>	0.974**	<i>Carpinus turczaninowii</i>	0.945**		
<i>Tilia chinensis</i>	-0.921**	<i>Platycarya strobilacea</i>	0.847*		
		<i>Rhododendron simsii</i>	-0.971**		
		<i>Euonymus alatus</i>	0.823*		

* $P < 0.05$; ** $P < 0.01$.

Conclusion

This study may help policy makers formulate/approach (example, evaluating /model/theory systems, plant traits/ biomass mechanistic approach, quantification of hemicelluloses, scale dependence) better biodiversity (landscape diversity, ecosystem diversity, community diversity, meta-population diversity, functional groups diversity, species diversity, seeds diversity, and genetic diversity) conservation and restoration plans (example

the relationship between climate change and biodiversity, organic agriculture, the relationship between soil-plant-animal, the relationship between ecosystems and biodiversity) (Chazal and Rounsevell, 2009; Clark and McLachlan, 2004; Dirzo and Loreau, 2005; Esther, 2008; Funes, 1999; Gilbert, 2010; Hanski, 2005; Hector and Bagchi, 2007; Heller and Zavaleta, 2009; James and Vorhies, 2010; Keeling et al., 2008; Liao et al., 2010, 2011; Vázquez et al., 2009; Thompson, 1994; Steinmann et al., 2009; Shipley et al., 2006; Schädel et al., 2010;

Crowder et al., 2010; Navarro et al., 2006; Kumaresan et al., 2010; McCann, 2000).

ACKNOWLEDGEMENTS

This work was supported by the National Natural Science Foundation of China (No.41071118), and by the many ideas of some researchers of "1st Biotechnology World Congress".

REFERENCES

- Bai YF, Han XG, Wu JG, Chuo ZZ, Li LH (2004). Ecosystem stability and compensatory effects in the Inner Mongolia grassland. *Nature*, 431: 181-184.
- Box EO (1981). *Macroclimate and plant forms: an introduction to predictive model in phytogeography*. The Hague: Dr W. Junk Publishers.
- Box EO (1996). Plant functional types and climate at the global scale. *J. Veg. Sci.* 7: 309-320.
- Chapin III FS, Bret-Harte MS, Hobbie SE, Zhong HL (1996). Plant functional types as predictors of transient responses of arctic vegetation to global change. *J. Veg. Sci.* 7: 347-358.
- Chazal JDE, Rounsevell MDA (2009). Land-use and climate change within assessments of biodiversity change: a review. *Global Environ. Change*, 19: 306-315.
- Clark JS, McLachlan JS (2004). Neutral theory (communication arising): The stability of forest biodiversity. *Nature*, 427: 696-697.
- Clausen J, Keck DD, Heisey WM (1948). *Experimental studies on the nature of species III. Environmental responses of climatic races of Achillea*. Washington, DC, USA: Carnegie Institute. Carnegie Institute of Washington Publication, p. 581.
- Crowder DW, Northfield TD, Strand MR, Snyder WE (2010). Organic agriculture promotes evenness and natural pest control. *Nature*, 466: 109-112.
- Curitt JT, McIntosh RP (1951). An upland forest continuum in the prairie-forest border region of Wisconsin. *Ecology*, 32: 476-496.
- Dirzo R, Loreau M (2005). Biodiversity Science Evolves. *Science*, 310: 943.
- Esther A, Groeneveld J, Enright NJ, Miller BP, Lamont BB, Perry GLW, Schurr FM, Jeltsch F (2008). Assessing the importance of seed immigration on coexistence of plant functional types in a species-rich ecosystem. *Ecol. Modelling*, 213: 402-416.
- Funes G, Basconcelo S, Diaz S, Cabido M (1999). Seed size and shape predict seed persistence in the soil bank in grasslands of central Argentina. *Seed Sci. Res.* 9: 341-345.
- Gilbert N (2010). Biodiversity law could stymie research. *Nature*, 463: 598.
- Grime JP (1974). Vegetation classification by reference to strategies. *Nature*, 250: 26-31.
- Grime JP (1979). *Plant strategies and vegetation processes*. Chichester (UK): John Wiley.
- Grime JP (1988). The C-S-R model of primary plant strategies—origins, implications and tests. In Gottlieb LD and Jain SK (eds), *Plant Evolutionary Biology*. London: Chapman and Hall, pp. 371-393.
- Grime JP (2002). *Plant strategies, vegetation processes, and ecosystem properties*, 2nd Edition. Wiley- Knowledge for generations.
- Hanski I (2005). Landscape fragmentation, biodiversity loss and the societal response. *EMBO Reports*, 6: 388-392.
- Hector A, Bagchi R (2007). Biodiversity and ecosystem multifunctionality. *Nature*, 448: 188-190.
- Heller NE, Zavaleta ES (2009). Biodiversity management in the face of climate change: a review of 22 years of recommendations. *Biol. Conserv.* 142: 14-32.
- Hooper DU, Dukes JS (2004). Over yielding among plant functional groups in a long-term experiment. *Ecol. Lett.* 7: 95-105.
- Hooper DU, Vitousek PM (1997). The effects of plant composition and diversity on ecosystem processes. *Science*, 277: 1302-1305.
- James AN, Vorhies F (2010). Green development credits to forest global biodiversity. *Nature*, 465: 869.
- Keeling HC, Baker TR, Martinez RV, Monteagudo A, Phillips OL (2008). Contrasting patterns of diameter and biomass increment across tree functional groups in Amazonian forests. *Oecologia*, 158: 521-534.
- Kelly CK (1996). Identifying plant functional types using floristic data bases: ecological correlates of plant range size. *J. Veg. Sci.* 7: 417-424.
- Knapp S, Kühn I, Schweiger O, Klotz S (2008). Challenging urban species diversity: contrasting phylogenetic patterns across plant functional groups in Germany. *Ecol. Lett.* 11: 1054-1064.
- Körner K, Jeltsch F (2008). Detecting general plant functional type responses in fragmented landscapes using spatially-explicit simulations. *Ecol. Modelling*, 210: 287-300.
- Kraft NJ, Valencia R, Ackerly DD (2008). Functional traits and niche-based tree community assembly in an Amazonian forest. *Science*, 322: 580-582.
- Kueppers LM, Southon J, Baer P, Harte J (2004). Dead wood biomass and turnover time, measured by radiocarbon, along a subalpine elevation gradient. *Oecologia*, 141: 641-651.
- Kumaresan A, Bujarbaruah KM, Pathak KA, Brajendra, Ramesh T (2010). Soil-plant-animal continuum in relation to macro and micro-mineral status of dairy cattle in subtropical hill agro-ecosystem. *Anim. Health Prod.* 42: 569-577.
- Landsberg J (1999). Response and effect-different reasons for classifying plant functional types under grazing. In D Eldridge and D Freudenberger, eds *People and rangelands: Building the future, Proceedings of the VI International Rangeland Congress*. VI International Rangeland Congress, Townsville, Australia, pp. 911-915.
- Lenssen J, Menting F, Putten W van der, Blom K (1999). Control of plant species richness and zonation of functional groups along a freshwater flooding gradient. *Oikos*, 86: 523-534.
- Liao BH, Wang XH (2010). Plant functional group classifications and a generalized hierarchical framework of plant functional traits. *Afr. J. Biotechnol.* 9: 9208-9213.
- Liao BH, Ding SY, Liang GF, Guo YL, Tian L, Shu S, Zhang Y, Hu HX (2011). Dynamics of plant functional groups composition along environmental gradients in the typical area of Yi-Luo River watershed. *Afr. J. Biotechnol.* 10: 14485-14492.
- Loreau M, Naeem S, Inchausti P, Bengtsson J, Grime JP, Hector A, Hooper DU, Huston MA, Raffaelli D, Schmid B, Tilman D, Wardle DA (2001). Biodiversity and ecosystem functioning: Current knowledge and future challenges. *Science*, 294: 804-808.
- Marris E (2010). UN body will assess ecosystems and biodiversity. *Nature*, 465: p. 859.
- McCann KS (2000). The diversity-stability debate. *Nature*, 405: 228-233.
- McIntyre S, Lavorel S, Tremont RM (1995). Plant life-history attributes: their relationship to disturbance response in herbaceous vegetation. *J. Ecol.* 83: 31-44.
- Navarro T, Alados CL, Cabezudo B (2006). Changes in plant functional types in response to goat and sheep grazing in two semi-arid shrublands of SE Spain. *J. Arid Environ.* 64: 298-322.
- Nobel IR, Gitay H (1996). A functional classifications for predicting the dynamics of landscapes. *J. Veg. Sci.* 7: 329-336.
- Ogle K, Reynolds JF (2004). Plant responses to precipitation in desert ecosystems: integrating functional types, pulses, thresholds, and delays. *Ecology*, 141: 282-294.
- Pahl WC (1995). *The dynamic nature of ecological: chaos and order entwined*. New York: John Wiley.
- Ratnan J, Sankaran M, Hanan NP, Grant RC, Zambatis N (2008). Nutrient resorption patterns of plant functional groups in a tropical savanna: variation and functional significance. *Oecologia*, 157: 141-151.
- Raunkiaer C (1934). *The life forms of plants and statistical plant geography*. Introduction by Tansley AG. Oxford University Press, Oxford. p. 632.
- Reynolds JF, Kemp PR, Ogle K, Fernández RJ (2004). Modifying the 'pulse-reserve' paradigm for deserts of North America: precipitation

- pulses, soil water, and plant responses. *Oecologia*, 141: 194-210.
- Root RB (1967). The niche exploration pattern of the blue grey gnatcatcher. *Ecological Monographs*, 37: 317-350.
- Sandra L, Blaise T, Jean DL, Clément B (1998). Identifying functional groups for response to disturbance in an abandoned pasture. *Acta Oecologica*, 19: 227-240.
- Schädel C, Blöchl A, Richter A, Hoch G (2010). Quantification and monosaccharide composition of hemicelluloses from different plant functional types. *Plant Physiol. Biochem.* 48: 1-8.
- Schimper AFW (1903). *Plant geography upon a physiological basis*. Oxford, UK: Clarendon Press, English translation by WR Fisher from German edn. p. 1898.
- Shao GF, Shugart HH, Hayden BP (1996). Functional classification of coastal barrier island vegetation. *J. Veg. Sci.* 7: 391-396.
- Shipley B, Vile D, Garnier E (2006). From plant trait to plant communities: a statistic mechanistic approach to biodiversity. *Science*, 314: 812-814.
- Smith TM, Woodward FI, Shugart HH (1996). *Plant function Types*. Cambridge University Press, New York.
- Steinmann K, Linder HP, Zimmermann NE (2009). Modeling plant species richness using functional groups. *Ecol. Modelling*, 220: 962-967.
- Symstad AJ, Siemann E, Haarstad J (2000). An experimental test of the effect of plant functional group diversity on arthropod diversity. *Oikos*, 89: 243-253.
- Thompson K, Green A, Jewels AM (1994). Seeds in soil and worm casts from a neutral grassland. *Funct. Ecol.* 8: 29-35.
- Tilman D, Knops J, Wedin D, Reich P, Ritchie M, Siemann E (1997). The influence of functional diversity and composition on ecosystem processes. *Science*, 277: 1300-1302.
- Tilman D, Reich PB, Knops JM (2006). Biodiversity and ecosystem stability in a decade-long grassland experiment. *Nature*, 441: 629-632.
- Ustin SL, Gamon JA (2010). Remote sensing of plant functional types. *New Phytol.* 186: 795-816.
- Vázquez DP, Chacoff NP, Cagnolo L (2009). Evaluating multiple determinants of the structure of plant-animal mutualistic networks. *Ecology*, 90: 2039-2046.
- Von Humboldt A (1849). *Aspects of nature in different lands and different climates, with scientific elucidations*. Translation Mrs. Sabine, 3rd edn. London, UK: Longman, Brown, Green and Longman. pp. 227-246.
- Walker B, Kinzig A, Langridge J (1999). Original articles: plant attribute diversity, resilience, and ecosystem function: the nature and significance of dominant and minor species. *Ecosystem*, 2: 95-111.
- Wang SP, Niu HS, Cui XY, Jiang S, Li YH, Xiao XM, Wang JZ, Wang GJ, Huang D, Qi QH, Yang ZG (2005). Plant communities: ecosystem stability in Inner Mongolia. *Nature*, 435: 5-6.
- Whiteman G, Dorsey M, Wittneben B (2010). Businesses and biodiversity: they would say that. *Nature*, 466: 435.
- Woodward FI, Cramer W (1996). Plant functional types and climatic changes: introduction. *J. Veg. Sci.* 7: 306-308.